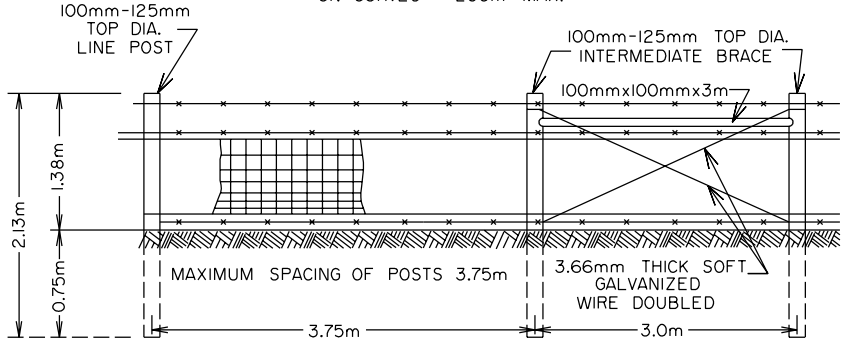


ELEVATION FARM GATE

SPACING OF BRACE ASSEMBLIES

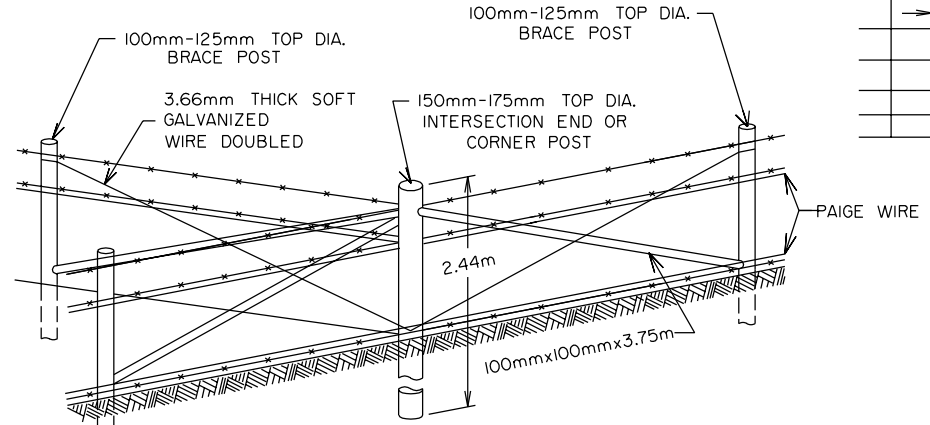
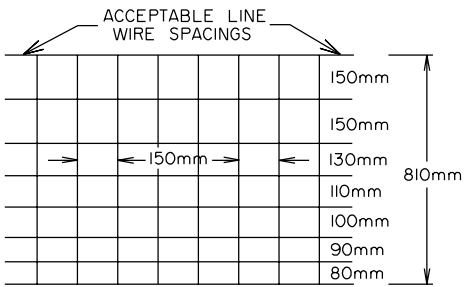
ON TANGENT - 400m MAX.
ON CURVES - 200m MAX.



ELEVATION FENCE



DETAIL HINGE LOCK KNOT



INTERSECTION

ESTIMATED MATERIAL INCLUDED IN 1km OF FENCING

- LINE POSTS - 2.13m LONG AND 100 mm - 125mm TOP DIA. ----- 267
- BARBED WIRE (1 SPOOL = 402m) ----- 7.5 SPOOLS
- TWO STRAND BARBED WIRE (FOUR POINT GALVANIZED 2.5mm THICK STRANDS.) (8-812mmx152mm PAIGE WIRE AVAILABLE IN 100m ROLLS.
- 40mm STAPLES (APPROX. 140 STAPLES PER kg) ----- 34 kg

ESTIMATED MATERIAL REQUIRED FOR 1 GATE

- BRACE POSTS - 2.13m LONG AND 100mm -125mm TOP DIA. ----- 2
- GATE, INTERSECTION, AND END CORNER POSTS
- 2.44m LONG AND 150mm-175mm TOP DIA. ----- 4
- 100mmx100mm DIMENSION LUMBER BRACES ----- 7
- 3.66mm THICK SOFT GALVANIZED WIRE FOR DIAGONAL BRACING (APPROX. 1.5kg PER BRACE) ----- 11 kg

NOTES:

1. ALL FENCE POSTS SHALL BE PRESSURE TREATED.
2. ALLOWABLE TAPER FROM END TO END OF POSTS SHALL NOT EXCEED 38mm IN DIAMETER. POSTS SHALL BE INSTALLED WITH THE LARGE END DOWN.
3. PAIGE WIRE FENCE WIRES TO BE SPACED AS SHOWN ABOVE WITH 3.35mm THICK TOP AND BOTTOM WIRES AND 2.34mm FILLER WIRE.
4. ADJACENT ROLLS OF PAIGE WIRE TO BE JOINED AT POST LOCATIONS.
5. LINE AND STAY WIRES TO BE JOINED SECURELY WITH HINGE-LOCK KNOT CONSTRUCTION (SEE DETAIL).
6. NOMINAL DIMENSIONS FOR PAIGE WIRE SHOWN
7. SINGLE STRAND BARBED WIRE ALLOWED IF REQUESTED BY THE LANDOWNER.

3	MILL TOLERANCE FOR GATE POST ADDED	B.K	02/02
2	2 STRAND BARBED WIRE RECOMMENDED	B.K	06/96
1	MATERIAL LIST CHANGED	B.K	07/95
No.	REVISIONS	BY	DATE

Approved:

ORIGINAL SIGNED BY ALLAN KWAN

Executive Director, Technical Standards Branch

Date: May 26, 1993

CLASS "C" FENCE

Prepared By: M.K.	Checked By: B.K	Scale: N.T.S.	Dwg No.: CB6-2.12M3
-------------------	-----------------	---------------	---------------------