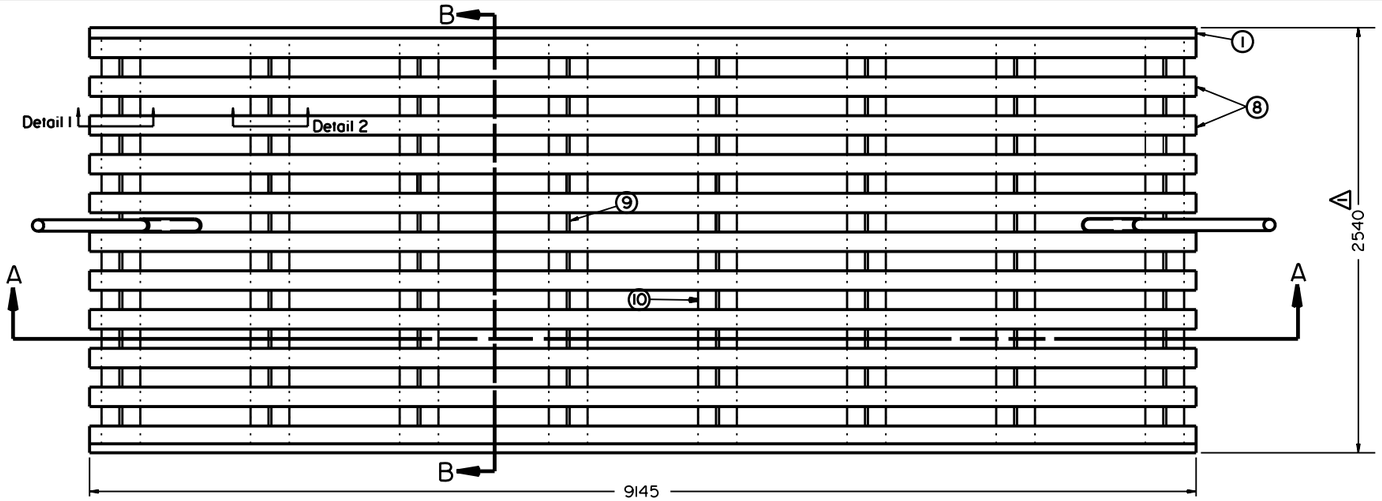

PLAN VIEW

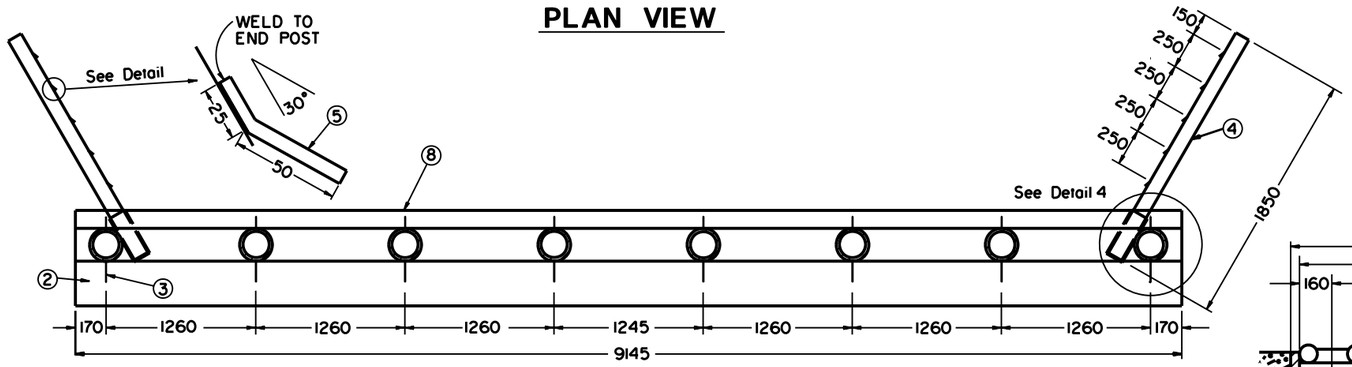

SECTION A-A

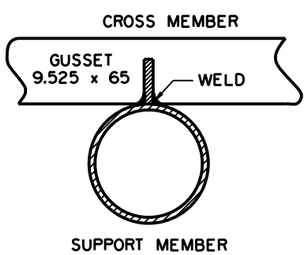

DETAIL 1

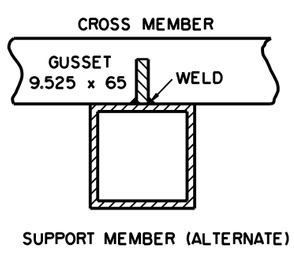

DETAIL 2

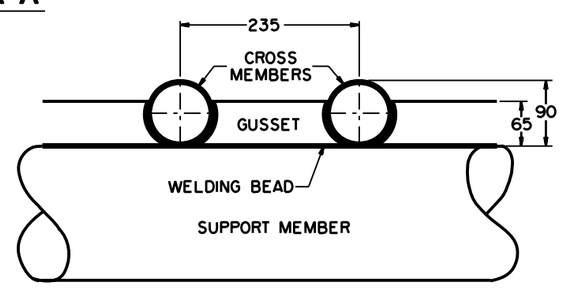

DETAIL 3

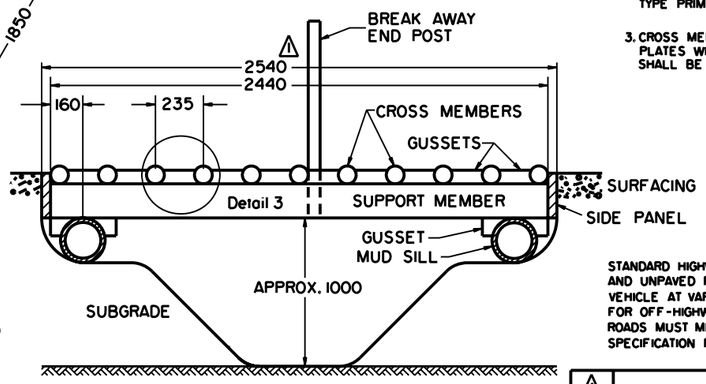

SECTION B-B

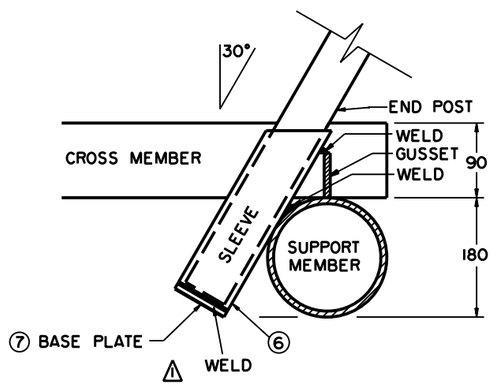

DETAIL 4

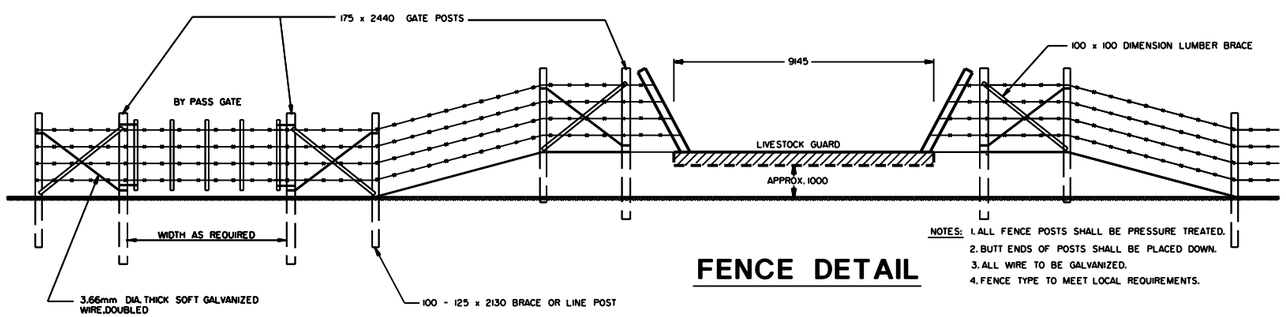

FENCE DETAIL

NOTES:
1. ALL FENCE POSTS SHALL BE PRESSURE TREATED.
2. BUTT ENDS OF POSTS SHALL BE PLACED DOWN.
3. ALL WIRE TO BE GALVANIZED.
4. FENCE TYPE TO MEET LOCAL REQUIREMENTS.

MATERIALS LIST

ITEM	QTY.	DESCRIPTION	MATERIAL (STEEL)	DIMENSIONS (mm)
1	2	SIDE PANELS	RECTANGULAR STRUCTURAL TUBING	HSS 4.762 WALL 50 ⚠ x 205 x 9145 LG.
2	2	MUD SILLS	ROUND STRUCTURAL TUBING	HSS 4.762 WALL 275 O.D. x 9145 LG.
3	32	GUSSETS FOR MUD SILLS	FLAT BAR	9.525 x 125 x 150
4	2	BREAK-AWAY END POSTS	ROUND STRUCTURAL TUBING	HSS 3.969 WALL 60 O.D. x 1850 LG.
5	10	BRACKETS FOR END POSTS	HALF ROUND BAR	6.350 x 75 LG.
6	2	SLEEVES FOR END POSTS	ROUND STRUCTURAL TUBING	HSS 5.159 WALL 75 O.D. x 300 LG.
7	2	BASE PLATE FOR SLEEVES	FLAT BAR OR PLATE	9.525 THK. x 75 DIA.
8	11	CROSS MEMBERS	ROUND STRUCTURAL TUBING	HSS 4.762 WALL 90 O.D. x 9145 LG.
9	80	GUSSETS FOR CROSS MEMBERS	FLAT BAR OR PLATE	9.525 x 65 x 205 LG.
10	8	SUPPORT MEMBERS	ROUND STRUCTURAL TUBING	HSS 6.350 WALL 180 O.D. x 2440 LG.
		ALTERNATE SUPPORT MEMBERS	RECTANGULAR STRUCTURAL TUBING	HSS 6.350 WALL 100 x 150 x 2440 LG.
			SQUARE STRUCTURAL TUBING	HSS 6.350 WALL 125 x 125 x 2440 LG.
			ROUND STRUCTURAL TUBING	HSS 6.350 WALL 170 O.D. x 2440 LG.

NOTES

1. DIMENSIONS ON THIS PLAN ARE SHOWN IN mm OR DECIMALS THERE-OF. ROUNDED DIMENSIONS ARE USED WHERE POSSIBLE.
2. SURFACES OF STEEL SHALL BE GIVEN ONE COAT OF OIL ALKYD TYPE PRIMER TO CONFORM TO C.G.S.B. SPECIFICATION 1-GP-166M.
3. CROSS MEMBERS SHALL BE FILLET WELDED TO THE GUSSET PLATES WITH 9mm MINIMUM WELD. ALL OTHER FILLET WELDS SHALL BE 6mm MINIMUM.

STANDARD HIGHWAY TYPE LIVESTOCK GUARDS ARE SUITABLE FOR PAVED AND UNPAVED ROADS. THEY ARE DESIGNED TO CARRY ANY LEGAL HIGHWAY VEHICLE AT VARIOUS SPEEDS. LIVESTOCK GUARDS THAT ARE TO BE USED FOR OFF-HIGHWAY APPLICATIONS SUCH AS LOGGING OR MINING ACCESS ROADS MUST MEET ADDITIONAL STANDARDS. REFER TO "LIVESTOCK GUARD SPECIFICATION FOR ALTERNATIVE DESIGNS".

No.	REVISIONS	BY	DATE
4			
3			
2			
1	DETAIL 4, SECTION B-B, SIDE PANEL WALL THICKNESS	B.K.	07/95

Approved:

ORIGINAL SIGNED BY ALLAN KWAN

Executive Director, Technical Standards Branch

Alberta TRANSPORTATION AND UTILITIES

Date: NOVEMBER 22, 1994

SUPERSEDED

LIVESTOCK GUARD

STANDARD HIGHWAY TYPE

9.145m WIDTH

Prepared By:	Checked By:	Scale:	Dwg. No.:
A.N. & B.R.	B.K & J.F.	N.T.S.	CB6-2.13MII