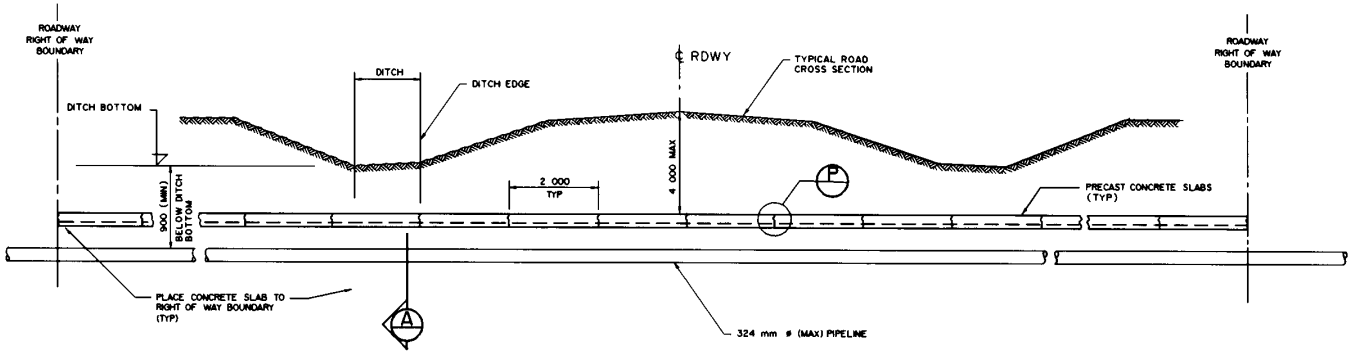

TYPICAL PIPE CROSSING

1:50

BAR LIST: 1 - SLAB							
MARK	SIZE	NO	TYPE	X	Y	LENGTH	MASS
A1501	15	13	STR			1 900	39
A2001	20	18	STR			3 400	144
A2002	20	4	A			1 190	11

TOTAL kg: 194

BAR TYPES

(ALL BAR DIMENSIONS ARE OUT TO OUT)

A

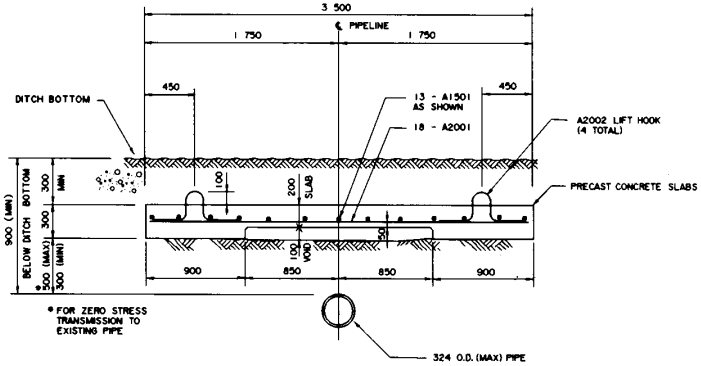

A SECTION

1:20

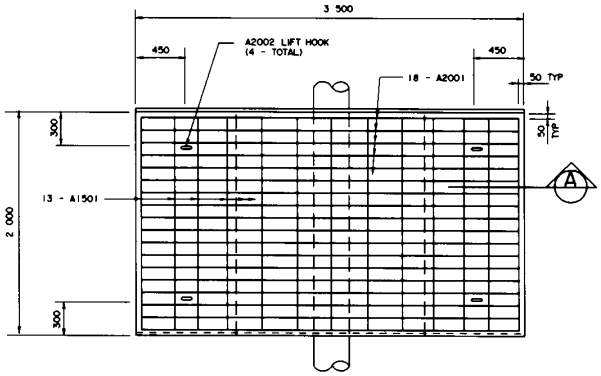

PLAN - PRECAST SLAB

1:20

GENERAL NOTES

- ALL DIMENSIONS ARE GIVEN IN MILLIMETRES UNLESS NOTED OTHERWISE.
- DESIGN
  STRUCTURAL DESIGN IS IN ACCORDANCE WITH CAN/CSA-S6-88 "DESIGN OF HIGHWAY BRIDGES".
  DESIGN LIVE LOAD = CS 750 TRUCK (22.9 tonne AXLE)
  DESIGN DEAD LOAD = MAXIMUM 4 METRE FILL AT 20 kN/m^3 + SLAB WEIGHT
  EFFECTIVE SLAB SPAN = 2.6 METRES
  SOIL BEARING PRESSURE UNDER SLAB AT MAXIMUM LOAD = 190 kN/m^2
- CONCRETE STRENGTH @ 28 DAYS SHALL BE 30 MPa.
- ALL REINFORCING STEEL SHALL HAVE 50 mm CLEAR COVER.
- REINFORCING STEEL SHALL CONFORM TO CSA G30.12-GRADE 400.
- ALL CORNERS SHALL HAVE A 20 mm CHAMFER OR FILLET UNLESS NOTED OTHERWISE.
- ESTIMATED WEIGHT OF 1 - SLAB PANEL = 4.2 Tonnes.
- ALBERTA TRANSPORTATION AND UTILITIES DOES NOT ASSUME ANY LIABILITY FOR THE USE OF THE SLAB. IT IS THE RESPONSIBILITY OF THE PIPELINE DESIGNER TO SATISFY HIMSELF THAT THE FOUNDATION SOIL HAS SUFFICIENT BEARING CAPACITY AND THAT ALL CODES AND SAFETY REGULATIONS ARE MET AND THE SLAB IS USED IN AN APPROPRIATE MANNER.

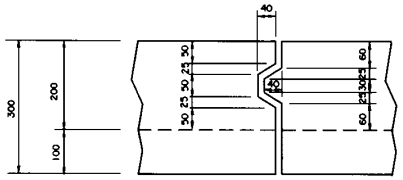

P DETAIL - SHEAR KEY

(TYP FULL LENGTH OF SLAB) 1:5

REINFORCING STEEL	kg	194	
CONCRETE	m^3	1.76	
ITEM	UNIT	ESTIMATE	AS CONSTR

QUANTITY ESTIMATE: 1 - SLAB

REV	DATE	REVISIONS	BY
1	98-07-31	REDRAWN FROM S-1494	

APPROVED — EXECUTIVE DIRECTOR — DATE August 19, 1998

CB6-4.2MI5 (2)

Alberta TRANSPORTATION AND UTILITIES
TECHNICAL STANDARDS BRANCH

PIPELINE PROTECTION SLAB

DESIGNED	DRAWN	DATE	CHECKED	DATE	STREAM	LOCATION	HIGHWAY	FILE	SHEET	DRAWING
RY	WS	98-07-31	TJS	98-08-12					1 of 1	S-1494-98

C:/WSCHWEIKER/DATA/TS82530/USR3/STANDARDS/S1494S98.DGN PLOTTED AUGUST 11, 1998