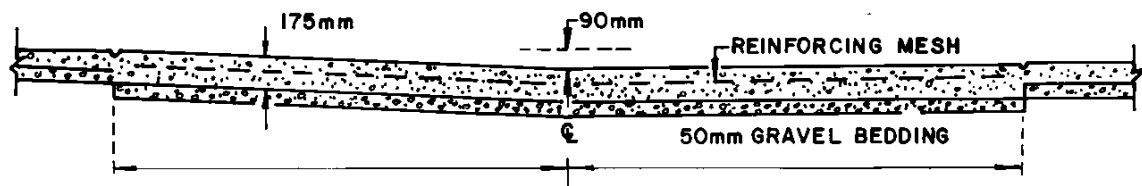
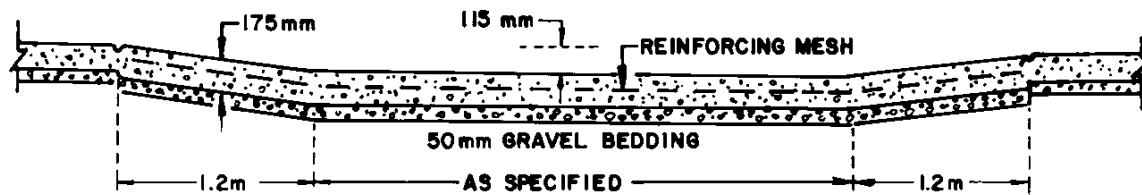


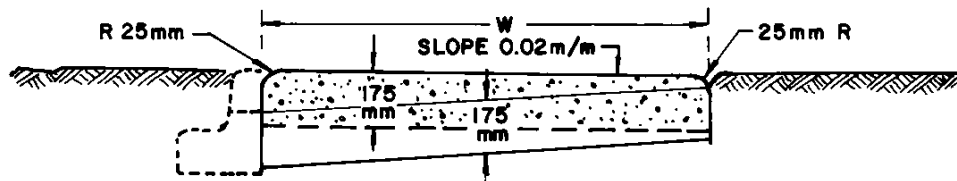
PLAN VIEW



LONGITUDINAL SECTION AT BACK OF CROSSING



LONGITUDINAL SECTION AT FRONT OF CROSSING



CROSS SECTION A-A

NOTES:

- WIDTH "W" AS SPECIFIED FOR THE ADJOINING SIDEWALK.
- THICKNESS - 175 mm.
- EXPANSION JOINTS SHALL BE PLACED DIRECTLY OVER BRIDGE DECK EXPANSION JOINTS, IMMOVABLE STRUCTURES AND AT POINTS OF CURVATURE FOR SHORT RADIUS CURVES ONLY. FILLER MATERIAL 18 mm THICK PIECE FOR FULL DEPTH OF JOINT.
- CONTRACTION JOINTS TO BE PLACED AT INTERVALS NOT EXCEEDING 3m. JOINT DEPTH SHALL BE 50mm.

Alberta

TRANSPORTATION
AND UTILITIES
Engineering Division

DWG. No	CB - 6 4.2 M79
	Date
Original	MAY, 1988
Revised	
Revised	

**POURED - IN - PLACE
CONCRETE SIDEWALK
COMMERCIAL OR PUBLIC
CROSSING**