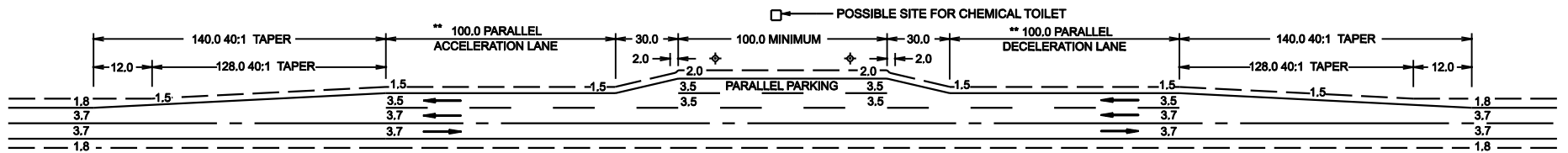
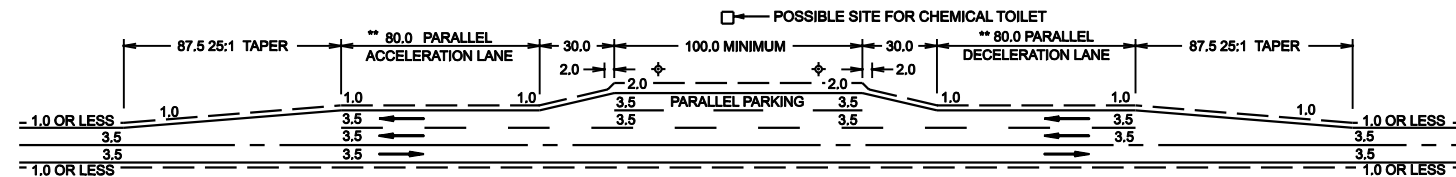


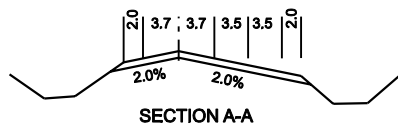
TYPE "A" DESIGN: FOR UNDIVIDED RAU-213.0 HIGHWAYS



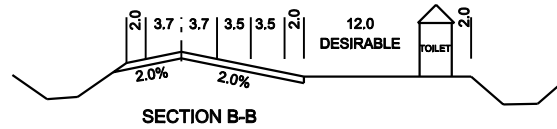
TYPE "B" DESIGN: FOR UNDIVIDED RAU-211.0 HIGHWAYS



TYPE "C" DESIGN: FOR UNDIVIDED RAU-209 OR LOWER STANDARD HIGHWAYS WITH SHOULDER WIDTHS ONE METRE OR LESS



SECTION A-A



SECTION B-B

NOTES:

1. DIMENSIONS SHOWN ARE FINISHED SURFACE PAVEMENT WIDTHS. ADDITIONAL SUBGRADE WIDTHS TO BE PROVIDED TO ALLOW FOR DEPTH OF BASE COURSE AND PAVEMENT.
2. ALL DIMENSIONS ARE EXPRESSED IN METRES UNLESS OTHERWISE NOTED.
3. THIS SAFETY REST AREA IS INTENDED FOR BY ALL VEHICLES IN ONE DIRECTION ONLY.
4. TOILET TO BE LOCATED APPROXIMATELY 12m FROM THE EDGE OF PAVEMENT AS PERMITTED BY RIGHT-OF-WAY LIMITS.

**** NOTES REGARDING ACCELERATION/DECELERATION LANES:**

1. WHERE THE AADT < 1000, THE PARALLEL LANE SECTIONS FOR ACCELERATION AND DECELERATION ARE NOT REQUIRED.
2. WHERE 1000 < AADT < 3000 STANDARD ACCELERATION LANES AS SHOWN ON TYPE "A" OR "B" SHOULD BE USED.

⊕ PROPOSED LIGHTING

△			
△			
No.	REVISIONS	BY	DATE

Alberta
Infrastructure and
Transportation

FIGURE
F-2.3.2

Date: MARCH 2007

TYPICAL SAFETY REST AREA
ON TWO LANE HIGHWAYS

20 YEAR AADT < 3000

Prepared By: RS	Checked By: Wmk	Scale: 1:2000	Page F-39
-----------------	-----------------	---------------	-----------