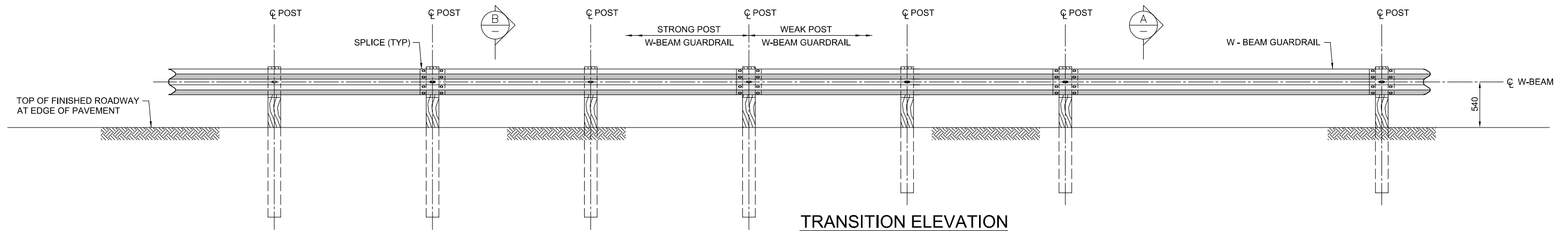
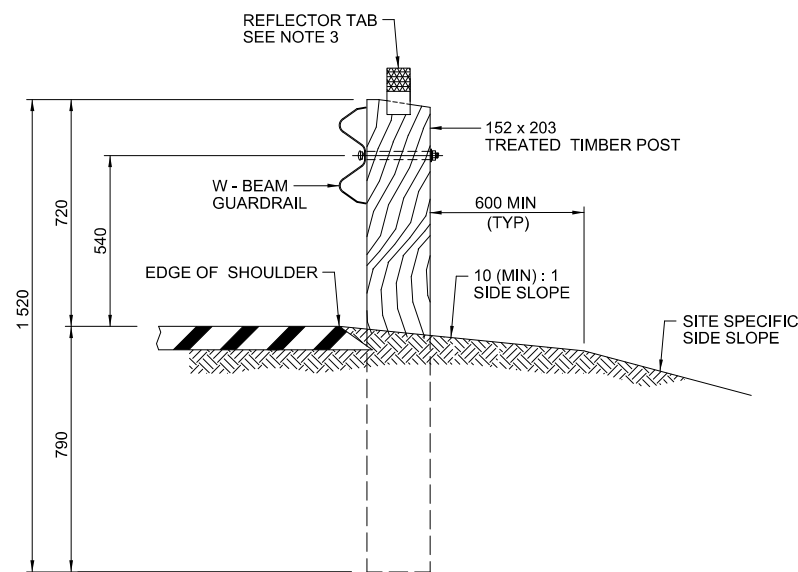


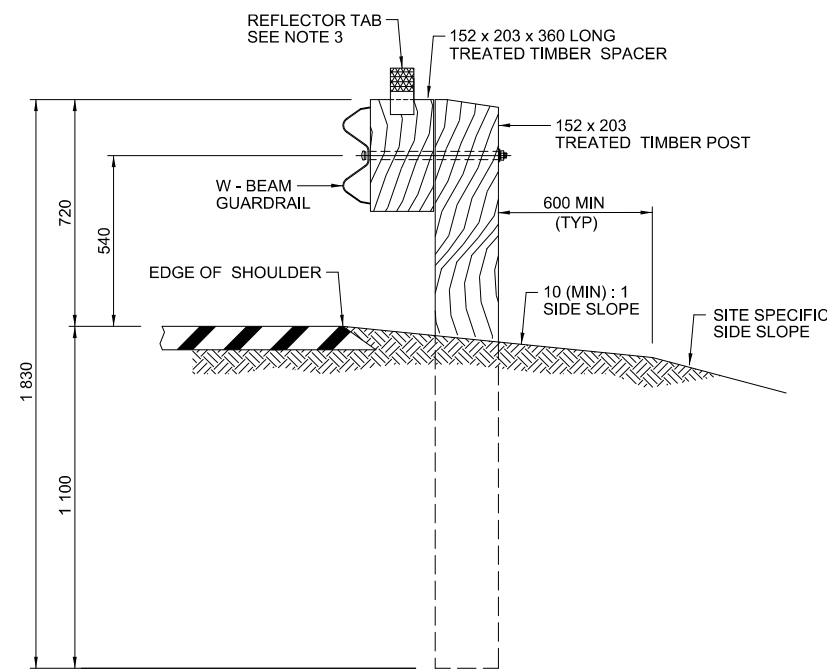
TRANSITION PLAN



TRANSITION ELEVATION



SECTION A



SECTION B

GENERAL NOTES: ⚠

1. LAP ALL JOINTS IN THE DIRECTION OF TRAFFIC.
2. THE ACCEPTABLE TOLERANCE FOR HEIGHT OF GUARDRAIL AT TIME OF CONSTRUCTION OR MAINTENANCE SHALL BE IN ACCORDANCE WITH THE MOST RECENT SPECIFICATIONS.
3. REFLECTOR TO BE INSTALLED ON EVERY 3RD POST. REFER TO DRAWING TEB 3.01 FOR REFLECTOR DETAILS.
4. POSTS SHALL BE SET BY INSTRUMENT FOR ALIGNMENT AND GRADE.
5. ALL FITTINGS AND HARDWARE REQUIRED SHALL BE GALVANIZED.

⚠			
⚠	NOTE 3 REVISED	PM	8 JUL 09
No.	REVISIONS	BY	DATE

Approved:

Allan Kwan
Executive Director,
Technical Standards Branch

Date: NOVEMBER, 2007

**TRANSITION OF WEAK POST
W-BEAM GUARDRAIL
TO STRONG POST
W-BEAM GUARDRAIL**

SUPERSEDED

Prepared By: NSP Checked By: WS Scale: Dwg No.: RDG-B1.9

ALL DIMENSIONS ARE IN MILLIMETRES UNLESS OTHERWISE INDICATED.