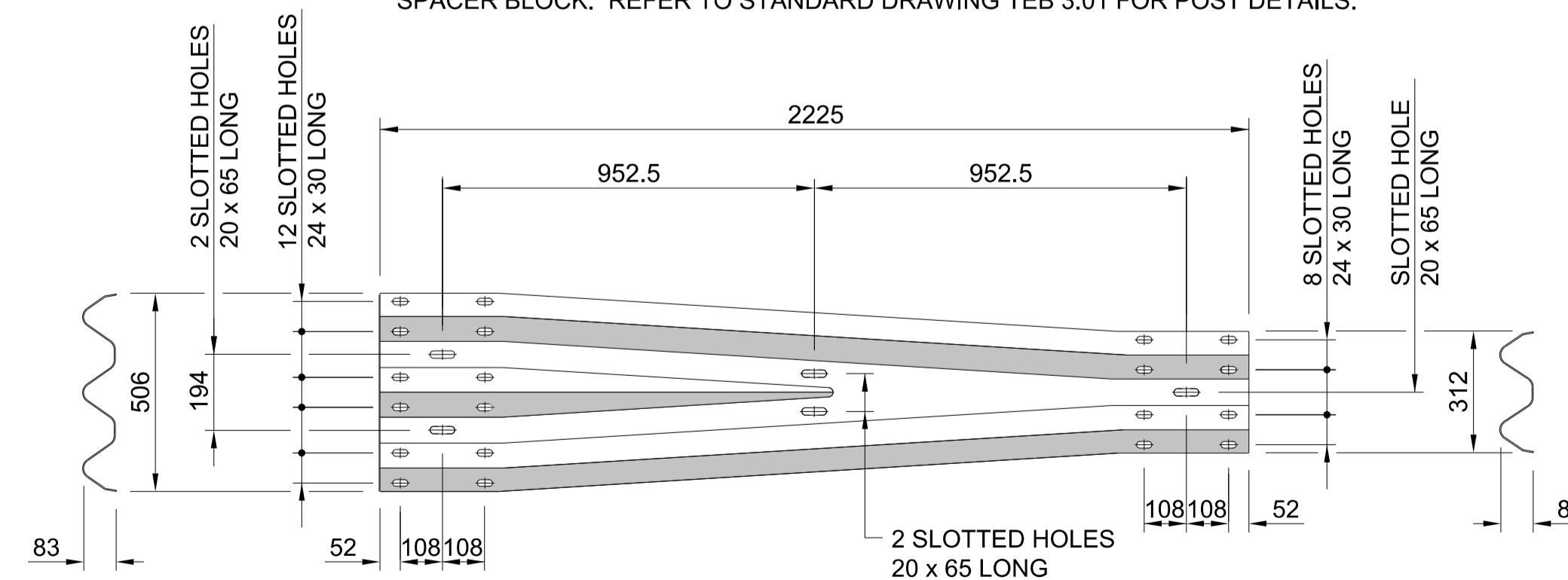
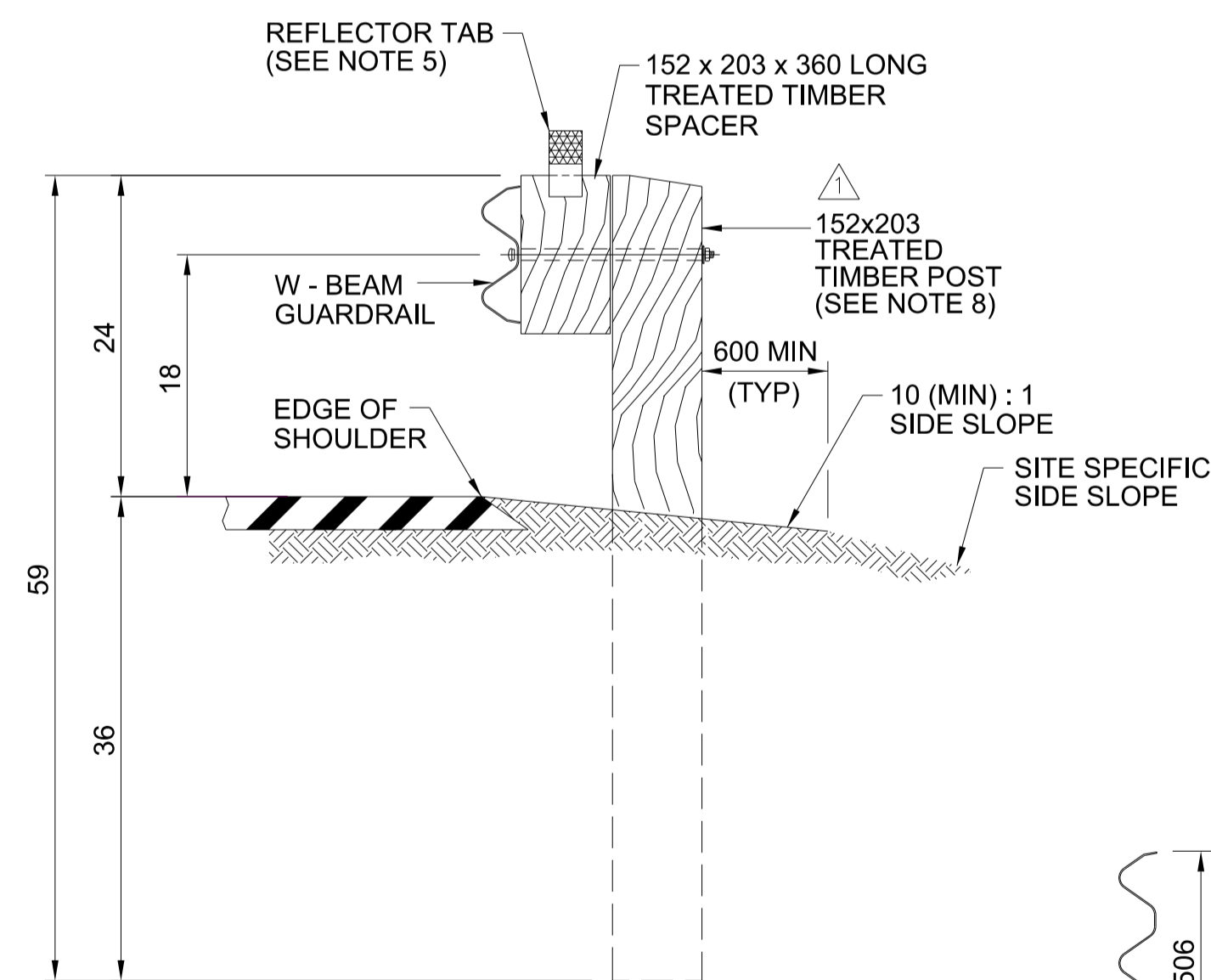
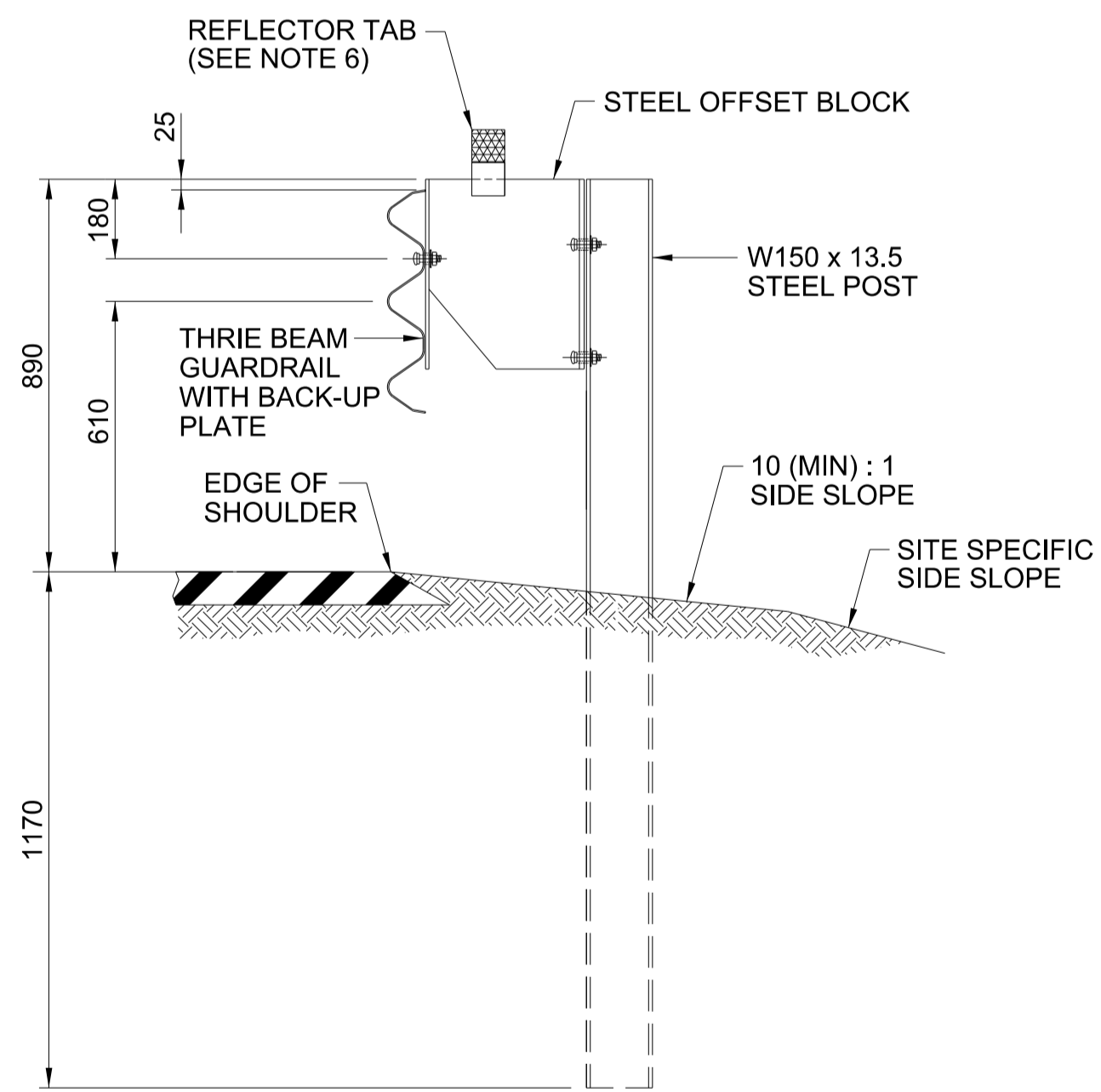


**NOTES:**

1. POSTS SHALL TO SET BY INSTRUMENT FOR ALIGNMENT AND GRADE.
2. THE ACCEPTABLE TOLERANCE FOR HEIGHT OF GUARDRAIL AT TIME OF CONSTRUCTION OR MAINTENANCE SHALL BE IN ACCORDANCE WITH THE MOST RECENT SPECIFICATIONS.
3. LAP ALL JOINTS IN THE DIRECTION OF TRAFFIC FLOW.
4. ALL FITTINGS AND HARDWARE REQUIRED SHALL BE GALVANIZED.
5. STRAIGHT WHITE DOUBLE SIDED DIAMOND GRADE 127 x 76 REFLECTOR FROM DAVIDSON TRAFFIC CONTROL PRODUCTS OR APPROVED EQUIVALENT, FASTEN TO TOP OF EVERY SIXTH GUARDRAIL STRONG POST BY MECHANICAL MEANS SUCH AS NAILING OR STAPLING. ADHESIVES ALONE WILL NOT BE ACCEPTED.
6. STRAIGHT WHITE DOUBLE SIDED DIAMOND GRADE 127 x 76 REFLECTOR FROM DAVIDSON TRAFFIC CONTROL PRODUCTS OR APPROVED EQUIVALENT, FASTEN TO TOP OF EVERY SIXTH GUARDRAIL STEEL OFFSET BLOCK WITH APPROVED ADHESIVE.
7. THIS DESIGN MAY BE CONSIDERED TO MEET NCHRP REPORT 350 TL-3 EVALUATION CRITERIA.
8. TRANSITION ZONE CAN BE WOOD OR STEEL POST WITH WOOD SPACER BLOCK. REFER TO STANDARD DRAWING TEB 3.01 FOR POST DETAILS.
9. TYPICAL STRONG POST SYSTEM CAN BE WOOD, STEEL, OR PLASTIC POST WITH WOOD SPACER BLOCK. REFER TO STANDARD DRAWING TEB 3.01 FOR POST DETAILS.



**POST DETAILS**

**W - THRIE BEAM TRANSITION SECTION**

ALL DIMENSIONS ARE IN MILLIMETRES UNLESS OTHERWISE INDICATED.

No.	REVISIONS	BY	DATE
1	NOTE 8 AND 9 ADDED AND CORRECTION TO W-THRIE BEAM TRANSITION SECTION DIMENSIONS POST REMOVED FROM PLAN AND ELEVATION	HC	11 MAR 2016

Approved:		
Allan Kwan Executive Director, Technical Standards Branch		
Date: NOVEMBER, 2007		

**TL-3 TRANSITION FROM MODIFIED THRIE-BEAM GUARDRAIL TO W-BEAM STRONG POST GUARDRAIL**

Prepared By: MO	Checked By: WS	Scale: N.T.S.	Dwg No.: RDG-B5.5
-----------------	----------------	---------------	-------------------