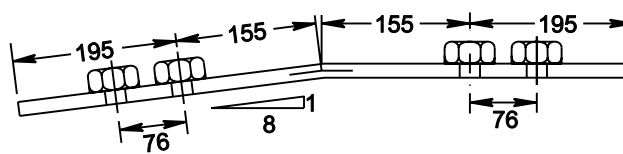
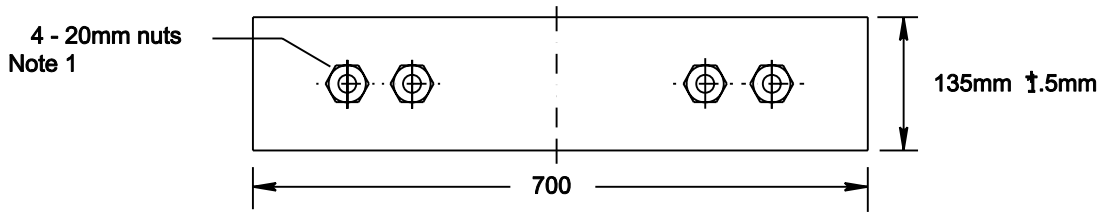
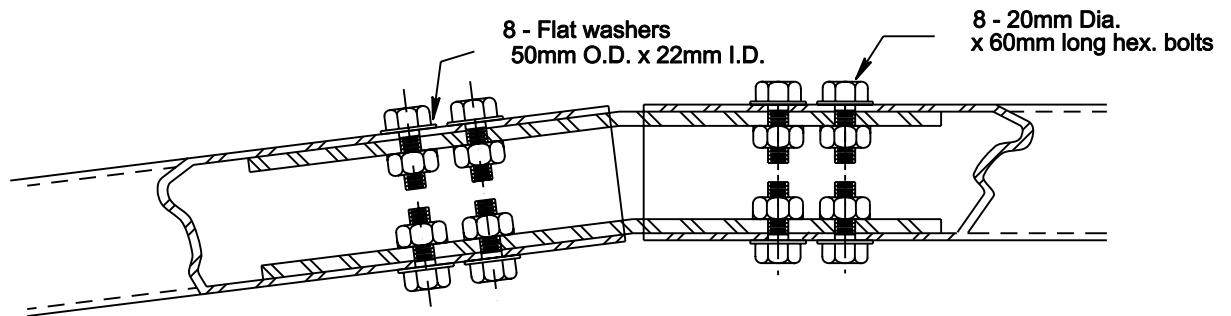


**UPPER SPLICE PLATE**  
16mm galvanized steel plate



**LOWER SPLICE PLATE**  
16mm galvanized steel plate



**ASSEMBLY DETAIL**

Note 1: For details of nut attachment see TEB 3.28.  
All dimensions are in millimetres unless otherwise shown.

 <b>Alberta</b> TRANSPORTATION AND UTILITIES Traffic Operations Branch	DWG. No.	TEB 3.27
	Date	DEC 13/92
	Revision	_____
	Revision	_____

**STANDARD BOX BEAM GUARDRAIL  
DETAIL OF SPLICE PLATE  
USED AT END TREATMENT**

Original signed by:  
A.D. Cherwenuk, Director