

Sign Panel Type: Road Use Control Signs

RB-1 Maximum Speed (Content Variable)



| --- Colours --- |            |        | --- Dimensions --- |            |             |                              |
|-----------------|------------|--------|--------------------|------------|-------------|------------------------------|
| Comb.           | Part       | Colour | Type               | Width (mm) | Height (mm) | Panel Area (m <sup>2</sup> ) |
| 1               | MESSAGE    | BLACK  | Fixed              | 600        | 750         | 0.45                         |
|                 | BACKGROUND | WHITE  | Fixed              | 750        | 900         | 0.68                         |

RB-1A-O Exit Speed (Obsolete) (Replaced by WA-10A)



| --- Colours --- |            |        | --- Dimensions --- |            |             |                              |
|-----------------|------------|--------|--------------------|------------|-------------|------------------------------|
| Comb.           | Part       | Colour | Type               | Width (mm) | Height (mm) | Panel Area (m <sup>2</sup> ) |
| 1               | MESSAGE    | BLACK  | Variable           |            |             |                              |
|                 | BACKGROUND | WHITE  |                    |            |             |                              |

RB-5 Maximum Speed Ahead (Content Variable)



| --- Colours --- |            |        | --- Dimensions --- |            |             |                              |
|-----------------|------------|--------|--------------------|------------|-------------|------------------------------|
| Comb.           | Part       | Colour | Type               | Width (mm) | Height (mm) | Panel Area (m <sup>2</sup> ) |
| 1               | MESSAGE    | BLACK  | Fixed              | 600        | 750         | 0.45                         |
|                 | BACKGROUND | WHITE  | Fixed              | 750        | 900         | 0.68                         |

RB-11-O No Right Turn (Obsolete)



| --- Colours --- |            |        | --- Dimensions --- |            |             |                              |
|-----------------|------------|--------|--------------------|------------|-------------|------------------------------|
| Comb.           | Part       | Colour | Type               | Width (mm) | Height (mm) | Panel Area (m <sup>2</sup> ) |
| 1               | MESSAGE    | RED    | Fixed              | 600        | 600         | 0.36                         |
|                 | MESSAGE    | BLACK  |                    |            |             |                              |
|                 | BACKGROUND | WHITE  |                    |            |             |                              |

RB-11-L No Left Turn



| --- Colours --- |            |        | --- Dimensions --- |            |             |                              |
|-----------------|------------|--------|--------------------|------------|-------------|------------------------------|
| Comb.           | Part       | Colour | Type               | Width (mm) | Height (mm) | Panel Area (m <sup>2</sup> ) |
| 1               | MESSAGE    | RED    | Fixed              | 600        | 600         | 0.36                         |
|                 | MESSAGE    | BLACK  |                    |            |             |                              |
|                 | BACKGROUND | WHITE  |                    |            |             |                              |

RB-11-R No Right Turn



| --- Colours --- |            |        | --- Dimensions --- |            |             |                              |
|-----------------|------------|--------|--------------------|------------|-------------|------------------------------|
| Comb.           | Part       | Colour | Type               | Width (mm) | Height (mm) | Panel Area (m <sup>2</sup> ) |
| 1               | MESSAGE    | RED    | Fixed              | 600        | 600         | 0.36                         |
|                 | MESSAGE    | BLACK  |                    |            |             |                              |
|                 | BACKGROUND | WHITE  |                    |            |             |                              |

RB-11-T-O No Right Turn (Obsolete)



| --- Colours --- |            |        | --- Dimensions --- |            |             |                              |
|-----------------|------------|--------|--------------------|------------|-------------|------------------------------|
| Comb.           | Part       | Colour | Type               | Width (mm) | Height (mm) | Panel Area (m <sup>2</sup> ) |
| 1               | MESSAGE    | BLACK  | Fixed              | 600        | 300         | 0.18                         |
|                 | BACKGROUND | WHITE  |                    |            |             |                              |

RB-11-TL No Left Turn (Tab)



| --- Colours --- |            |        | --- Dimensions --- |            |             |                              |
|-----------------|------------|--------|--------------------|------------|-------------|------------------------------|
| Comb.           | Part       | Colour | Type               | Width (mm) | Height (mm) | Panel Area (m <sup>2</sup> ) |
| 1               | MESSAGE    | BLACK  | Fixed              | 600        | 300         | 0.18                         |
|                 | BACKGROUND | WHITE  |                    |            |             |                              |

**RB-11-TR No Right Turn (Tab)**



| --- Colours --- |            |        | --- Dimensions --- |            |             |                              |
|-----------------|------------|--------|--------------------|------------|-------------|------------------------------|
| Comb.           | Part       | Colour | Type               | Width (mm) | Height (mm) | Panel Area (m <sup>2</sup> ) |
| 1               | MESSAGE    | BLACK  | Fixed              | 600        | 300         | 0.18                         |
|                 | BACKGROUND | WHITE  |                    |            |             |                              |

**RB-12-O No Left Turn (Obsolete)**



| --- Colours --- |            |        | --- Dimensions --- |            |             |                              |
|-----------------|------------|--------|--------------------|------------|-------------|------------------------------|
| Comb.           | Part       | Colour | Type               | Width (mm) | Height (mm) | Panel Area (m <sup>2</sup> ) |
| 1               | MESSAGE    | RED    | Fixed              | 600        | 600         | 0.36                         |
|                 | MESSAGE    | BLACK  |                    |            |             |                              |
|                 | BACKGROUND | WHITE  |                    |            |             |                              |

**RB-12-T-O No Left Turn (Obsolete)**



| --- Colours --- |            |        | --- Dimensions --- |            |             |                              |
|-----------------|------------|--------|--------------------|------------|-------------|------------------------------|
| Comb.           | Part       | Colour | Type               | Width (mm) | Height (mm) | Panel Area (m <sup>2</sup> ) |
| 1               | MESSAGE    | BLACK  | Fixed              | 600        | 300         | 0.18                         |
|                 | BACKGROUND | WHITE  |                    |            |             |                              |

**RB-13-O Turn Left (Obsolete)**



| --- Colours --- |            |        | --- Dimensions --- |            |             |                              |
|-----------------|------------|--------|--------------------|------------|-------------|------------------------------|
| Comb.           | Part       | Colour | Type               | Width (mm) | Height (mm) | Panel Area (m <sup>2</sup> ) |
| 1               | MESSAGE    | BLACK  | Fixed              | 600        | 600         | 0.36                         |
|                 | MESSAGE    | GREEN  |                    |            |             |                              |
|                 | BACKGROUND | WHITE  |                    |            |             |                              |

**RB-13-T-O Turn Left (Obsolete)**



| --- Colours --- |            |        | --- Dimensions --- |            |             |                              |
|-----------------|------------|--------|--------------------|------------|-------------|------------------------------|
| Comb.           | Part       | Colour | Type               | Width (mm) | Height (mm) | Panel Area (m <sup>2</sup> ) |
| 1               | MESSAGE    | BLACK  | Fixed              | 600        | 300         | 0.18                         |
|                 | BACKGROUND | WHITE  |                    |            |             |                              |

**RB-14-O Turn Right (Obsolete)**



| --- Colours --- |            |        | --- Dimensions --- |            |             |                              |
|-----------------|------------|--------|--------------------|------------|-------------|------------------------------|
| Comb.           | Part       | Colour | Type               | Width (mm) | Height (mm) | Panel Area (m <sup>2</sup> ) |
| 1               | MESSAGE    | BLACK  | Fixed              | 600        | 600         | 0.36                         |
|                 | MESSAGE    | GREEN  |                    |            |             |                              |
|                 | BACKGROUND | WHITE  |                    |            |             |                              |

**RB-14-L Turn Left**



| --- Colours --- |            |        | --- Dimensions --- |            |             |                              |
|-----------------|------------|--------|--------------------|------------|-------------|------------------------------|
| Comb.           | Part       | Colour | Type               | Width (mm) | Height (mm) | Panel Area (m <sup>2</sup> ) |
| 1               | MESSAGE    | BLACK  | Fixed              | 600        | 600         | 0.36                         |
|                 | MESSAGE    | GREEN  |                    |            |             |                              |
|                 | BACKGROUND | WHITE  |                    |            |             |                              |

**RB-14-R Turn Right**



| --- Colours --- |            |        | --- Dimensions --- |            |             |                              |
|-----------------|------------|--------|--------------------|------------|-------------|------------------------------|
| Comb.           | Part       | Colour | Type               | Width (mm) | Height (mm) | Panel Area (m <sup>2</sup> ) |
| 1               | MESSAGE    | BLACK  | Fixed              | 600        | 600         | 0.36                         |
|                 | MESSAGE    | GREEN  |                    |            |             |                              |
|                 | BACKGROUND | WHITE  |                    |            |             |                              |

**RB-14-T-O Turn Right (Obsolete)**



| --- Colours --- |            |        | --- Dimensions --- |            |             |                              |
|-----------------|------------|--------|--------------------|------------|-------------|------------------------------|
| Comb.           | Part       | Colour | Type               | Width (mm) | Height (mm) | Panel Area (m <sup>2</sup> ) |
| 1               | MESSAGE    | BLACK  | Fixed              | 600        | 300         | 0.18                         |
|                 | BACKGROUND | WHITE  |                    |            |             |                              |

**RB-14-TL Turn Left (Tab)**



| --- Colours --- |            |        | --- Dimensions --- |            |             |                              |
|-----------------|------------|--------|--------------------|------------|-------------|------------------------------|
| Comb.           | Part       | Colour | Type               | Width (mm) | Height (mm) | Panel Area (m <sup>2</sup> ) |
| 1               | MESSAGE    | BLACK  | Fixed              | 600        | 300         | 0.18                         |
|                 | BACKGROUND | WHITE  |                    |            |             |                              |

**RB-14-TR Turn Right (Tab)**



| --- Colours --- |            |        | --- Dimensions --- |            |             |                              |
|-----------------|------------|--------|--------------------|------------|-------------|------------------------------|
| Comb.           | Part       | Colour | Type               | Width (mm) | Height (mm) | Panel Area (m <sup>2</sup> ) |
| 1               | MESSAGE    | BLACK  | Fixed              | 600        | 300         | 0.18                         |
|                 | BACKGROUND | WHITE  |                    |            |             |                              |

**RB-15 No Turns**



| --- Colours --- |            |        | --- Dimensions --- |            |             |                              |
|-----------------|------------|--------|--------------------|------------|-------------|------------------------------|
| Comb.           | Part       | Colour | Type               | Width (mm) | Height (mm) | Panel Area (m <sup>2</sup> ) |
| 1               | MESSAGE    | BLACK  | Fixed              | 600        | 600         | 0.36                         |
|                 | MESSAGE    | GREEN  |                    |            |             |                              |
|                 | BACKGROUND | WHITE  |                    |            |             |                              |

**RB-15-T No Turns**



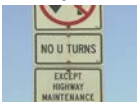
| --- Colours --- |            |        | --- Dimensions --- |            |             |                              |
|-----------------|------------|--------|--------------------|------------|-------------|------------------------------|
| Comb.           | Part       | Colour | Type               | Width (mm) | Height (mm) | Panel Area (m <sup>2</sup> ) |
| 1               | MESSAGE    | BLACK  | Fixed              | 600        | 300         | 0.18                         |
|                 | BACKGROUND | WHITE  |                    |            |             |                              |

**RB-16 No U-Turns**



| --- Colours --- |            |        | --- Dimensions --- |            |             |                              |
|-----------------|------------|--------|--------------------|------------|-------------|------------------------------|
| Comb.           | Part       | Colour | Type               | Width (mm) | Height (mm) | Panel Area (m <sup>2</sup> ) |
| 1               | MESSAGE    | RED    | Fixed              | 600        | 600         | 0.36                         |
|                 | MESSAGE    | BLACK  |                    |            |             |                              |
|                 | BACKGROUND | WHITE  |                    |            |             |                              |

**RB-16-T No U-Turns**



| --- Colours --- |            |        | --- Dimensions --- |            |             |                              |
|-----------------|------------|--------|--------------------|------------|-------------|------------------------------|
| Comb.           | Part       | Colour | Type               | Width (mm) | Height (mm) | Panel Area (m <sup>2</sup> ) |
| 1               | MESSAGE    | BLACK  | Fixed              | 600        | 300         | 0.18                         |
|                 | BACKGROUND | WHITE  |                    |            |             |                              |

**RB-16A-T Except Highway Maintenance Vehicles**



| --- Colours --- |            |        | --- Dimensions --- |            |             |                              |
|-----------------|------------|--------|--------------------|------------|-------------|------------------------------|
| Comb.           | Part       | Colour | Type               | Width (mm) | Height (mm) | Panel Area (m <sup>2</sup> ) |
| 1               | MESSAGE    | BLACK  | Fixed              | 600        | 450         | 0.27                         |
|                 | BACKGROUND | WHITE  |                    |            |             |                              |

**RB-21-L One Way (Left)**



| --- Colours --- |            |        | --- Dimensions --- |            |             |                              |
|-----------------|------------|--------|--------------------|------------|-------------|------------------------------|
| Comb.           | Part       | Colour | Type               | Width (mm) | Height (mm) | Panel Area (m <sup>2</sup> ) |
| 1               | MESSAGE    | BLACK  | Fixed              | 900        | 300         | 0.27                         |
|                 | BACKGROUND | WHITE  | Fixed              | 1,200      | 450         | 0.54                         |

**RB-21-R One Way (Right)**



| --- Colours --- |            |        | --- Dimensions --- |            |             |                              |
|-----------------|------------|--------|--------------------|------------|-------------|------------------------------|
| Comb.           | Part       | Colour | Type               | Width (mm) | Height (mm) | Panel Area (m <sup>2</sup> ) |
| 1               | MESSAGE    | BLACK  | Fixed              | 900        | 300         | 0.27                         |
|                 | BACKGROUND | WHITE  | Fixed              | 1,200      | 450         | 0.54                         |

**RB-22 Wrong Way**



| --- Colours --- |            |        | --- Dimensions --- |            |             |                              |
|-----------------|------------|--------|--------------------|------------|-------------|------------------------------|
| Comb.           | Part       | Colour | Type               | Width (mm) | Height (mm) | Panel Area (m <sup>2</sup> ) |
| 1               | MESSAGE    | WHITE  | Fixed              | 600        | 600         | 0.36                         |
|                 | BACKGROUND | RED    |                    |            |             |                              |

**RB-22-O Wrong Way (Obsolete)**



| --- Colours --- |            |        | --- Dimensions --- |            |             |                              |
|-----------------|------------|--------|--------------------|------------|-------------|------------------------------|
| Comb.           | Part       | Colour | Type               | Width (mm) | Height (mm) | Panel Area (m <sup>2</sup> ) |
| 1               | MESSAGE    | WHITE  | Fixed              | 900        | 600         | 0.54                         |
|                 | BACKGROUND | RED    |                    |            |             |                              |

**RB-23 Do Not Enter**




| --- Colours --- |            |        | --- Dimensions --- |            |             |                              |
|-----------------|------------|--------|--------------------|------------|-------------|------------------------------|
| Comb.           | Part       | Colour | Type               | Width (mm) | Height (mm) | Panel Area (m <sup>2</sup> ) |
| 1               | MESSAGE    | RED    | Fixed              | 600        | 600         | 0.36                         |
|                 | BACKGROUND | WHITE  |                    |            |             |                              |

**RB-23-T Do Not Enter**



| --- Colours --- |            |        | --- Dimensions --- |            |             |                              |
|-----------------|------------|--------|--------------------|------------|-------------|------------------------------|
| Comb.           | Part       | Colour | Type               | Width (mm) | Height (mm) | Panel Area (m <sup>2</sup> ) |
| 1               | MESSAGE    | BLACK  | Fixed              | 600        | 300         | 0.18                         |
|                 | BACKGROUND | WHITE  |                    |            |             |                              |

**RB-24 Two Way Traffic**



| --- Colours --- |            |        | --- Dimensions --- |            |             |                              |
|-----------------|------------|--------|--------------------|------------|-------------|------------------------------|
| Comb.           | Part       | Colour | Type               | Width (mm) | Height (mm) | Panel Area (m <sup>2</sup> ) |
| 1               | MESSAGE    | BLACK  | Fixed              | 600        | 750         | 0.45                         |
|                 | BACKGROUND | WHITE  |                    |            |             |                              |

**RB-24-T Two Way Traffic**



| --- Colours --- |            |        | --- Dimensions --- |            |             |                              |
|-----------------|------------|--------|--------------------|------------|-------------|------------------------------|
| Comb.           | Part       | Colour | Type               | Width (mm) | Height (mm) | Panel Area (m <sup>2</sup> ) |
| 1               | MESSAGE    | BLACK  | Fixed              | 600        | 300         | 0.18                         |
|                 | BACKGROUND | WHITE  |                    |            |             |                              |

**RB-24A Two Way Traffic**



| --- Colours --- |            |        | --- Dimensions --- |            |             |                              |
|-----------------|------------|--------|--------------------|------------|-------------|------------------------------|
| Comb.           | Part       | Colour | Type               | Width (mm) | Height (mm) | Panel Area (m <sup>2</sup> ) |
| 1               | MESSAGE    | BLACK  | Fixed              | 600        | 750         | 0.45                         |
|                 | BACKGROUND | WHITE  | Fixed              | 750        | 900         | 0.68                         |

**RB-25 Keep Right**



| --- Colours --- |            |        | --- Dimensions --- |            |             |                              |
|-----------------|------------|--------|--------------------|------------|-------------|------------------------------|
| Comb.           | Part       | Colour | Type               | Width (mm) | Height (mm) | Panel Area (m <sup>2</sup> ) |
| 1               | MESSAGE    | BLACK  | Fixed              | 600        | 750         | 0.45                         |
|                 | BACKGROUND | WHITE  | Fixed              | 900        | 1,200       | 1.08                         |
|                 |            |        | Fixed              | 1,200      | 1,500       | 1.80                         |

**RB-25-T Keep Right**



| --- Colours --- |            |        | --- Dimensions --- |            |             |                              |
|-----------------|------------|--------|--------------------|------------|-------------|------------------------------|
| Comb.           | Part       | Colour | Type               | Width (mm) | Height (mm) | Panel Area (m <sup>2</sup> ) |
| 1               | MESSAGE    | BLACK  | Fixed              | 600        | 300         | 0.18                         |
|                 | BACKGROUND | WHITE  | Fixed              | 900        | 300         | 0.27                         |
|                 |            |        | Fixed              | 1,200      | 450         | 0.54                         |

**RB-30 Do Not Pass On The Right**

No Image

| --- Colours --- |                                |        | --- Dimensions --- |                       |             |                              |
|-----------------|--------------------------------|--------|--------------------|-----------------------|-------------|------------------------------|
| Comb.           | Part                           | Colour | Type               | Width (mm)            | Height (mm) | Panel Area (m <sup>2</sup> ) |
|                 | No colour combinations entered |        |                    | No dimensions entered |             |                              |

**RB-31 Do Not Pass**



| --- Colours --- |            |        | --- Dimensions --- |            |             |                              |
|-----------------|------------|--------|--------------------|------------|-------------|------------------------------|
| Comb.           | Part       | Colour | Type               | Width (mm) | Height (mm) | Panel Area (m <sup>2</sup> ) |
| 1               | MESSAGE    | RED    | Fixed              | 600        | 600         | 0.36                         |
|                 | MESSAGE    | BLACK  | Fixed              | 750        | 750         | 0.56                         |
|                 | BACKGROUND | WHITE  |                    |            |             |                              |

**RB-31-T Do Not Pass**



| --- Colours --- |            |        | --- Dimensions --- |            |             |                              |
|-----------------|------------|--------|--------------------|------------|-------------|------------------------------|
| Comb.           | Part       | Colour | Type               | Width (mm) | Height (mm) | Panel Area (m <sup>2</sup> ) |
| 1               | MESSAGE    | BLACK  | Fixed              | 600        | 300         | 0.18                         |
|                 | BACKGROUND | WHITE  |                    |            |             |                              |

**RB-32 Passing Permitted**



| --- Colours --- |            |        | --- Dimensions --- |            |             |                              |
|-----------------|------------|--------|--------------------|------------|-------------|------------------------------|
| Comb.           | Part       | Colour | Type               | Width (mm) | Height (mm) | Panel Area (m <sup>2</sup> ) |
| 1               | MESSAGE    | BLACK  | Fixed              | 600        | 600         | 0.36                         |
|                 | MESSAGE    | GREEN  |                    |            |             |                              |
|                 | BACKGROUND | WHITE  |                    |            |             |                              |

**RB-32-T Passing Permitted**



| --- Colours --- |            |        | --- Dimensions --- |            |             |                              |
|-----------------|------------|--------|--------------------|------------|-------------|------------------------------|
| Comb.           | Part       | Colour | Type               | Width (mm) | Height (mm) | Panel Area (m <sup>2</sup> ) |
| 1               | MESSAGE    | BLACK  | Fixed              | 600        | 300         | 0.18                         |
|                 | BACKGROUND | WHITE  |                    |            |             |                              |

**RB-32-T-O Pass With Care (Obsolete)**



| --- Colours --- |            |        | --- Dimensions --- |            |             |                              |
|-----------------|------------|--------|--------------------|------------|-------------|------------------------------|
| Comb.           | Part       | Colour | Type               | Width (mm) | Height (mm) | Panel Area (m <sup>2</sup> ) |
| 1               | MESSAGE    | BLACK  | Fixed              | 600        | 300         | 0.18                         |
|                 | BACKGROUND | WHITE  |                    |            |             |                              |

**RB-32A-T Pass With Care**



| --- Colours --- |            |        | --- Dimensions --- |            |             |                              |
|-----------------|------------|--------|--------------------|------------|-------------|------------------------------|
| Comb.           | Part       | Colour | Type               | Width (mm) | Height (mm) | Panel Area (m <sup>2</sup> ) |
| 1               | MESSAGE    | BLACK  | Fixed              | 600        | 300         | 0.18                         |
|                 | BACKGROUND | WHITE  |                    |            |             |                              |

**RB-32A-T-O Passing Permitted (Obsolete)**



| --- Colours --- |            |        | --- Dimensions --- |            |             |                              |
|-----------------|------------|--------|--------------------|------------|-------------|------------------------------|
| Comb.           | Part       | Colour | Type               | Width (mm) | Height (mm) | Panel Area (m <sup>2</sup> ) |
| 1               | MESSAGE    | BLACK  | Fixed              | 600        | 300         | 0.18                         |
|                 | BACKGROUND | WHITE  |                    |            |             |                              |

**RB-33 Thru Traffic Keep Right**



| --- Colours --- |            |        | --- Dimensions --- |            |             |                              |
|-----------------|------------|--------|--------------------|------------|-------------|------------------------------|
| Comb.           | Part       | Colour | Type               | Width (mm) | Height (mm) | Panel Area (m <sup>2</sup> ) |
| 1               | MESSAGE    | BLACK  | Fixed              | 900        | 1,200       | 1.08                         |
|                 | BACKGROUND | WHITE  |                    |            |             |                              |

**RB-34 Keep Right Except To Pass**



| --- Colours --- |            |        | --- Dimensions --- |            |             |                              |
|-----------------|------------|--------|--------------------|------------|-------------|------------------------------|
| Comb.           | Part       | Colour | Type               | Width (mm) | Height (mm) | Panel Area (m <sup>2</sup> ) |
| 1               | MESSAGE    | BLACK  | Fixed              | 900        | 1,200       | 1.08                         |
|                 | BACKGROUND | WHITE  |                    |            |             |                              |

**RB-35 Slower Traffic Keep Right**



| --- Colours --- |            |        | --- Dimensions --- |            |             |                              |
|-----------------|------------|--------|--------------------|------------|-------------|------------------------------|
| Comb.           | Part       | Colour | Type               | Width (mm) | Height (mm) | Panel Area (m <sup>2</sup> ) |
| 1               | MESSAGE    | BLACK  | Fixed              | 900        | 1,200       | 1.08                         |
|                 | BACKGROUND | WHITE  |                    |            |             |                              |

**RB-35X Slower Traffic Keep Right (Surrounded By Starburst)**



| --- Colours --- |            |        | --- Dimensions --- |            |             |                              |
|-----------------|------------|--------|--------------------|------------|-------------|------------------------------|
| Comb.           | Part       | Colour | Type               | Width (mm) | Height (mm) | Panel Area (m <sup>2</sup> ) |
| 1               | MESSAGE    | BLACK  | Fixed              | 1,200      | 1,600       | 1.92                         |
|                 | MESSAGE    | GREEN  |                    |            |             |                              |
|                 | BACKGROUND | WHITE  |                    |            |             |                              |

**RB-36 Yield Centre Lane To Opposing Traffic**



| --- Colours --- |            |        | --- Dimensions --- |            |             |                              |
|-----------------|------------|--------|--------------------|------------|-------------|------------------------------|
| Comb.           | Part       | Colour | Type               | Width (mm) | Height (mm) | Panel Area (m <sup>2</sup> ) |
| 1               | MESSAGE    | BLACK  | Fixed              | 900        | 1,500       | 1.35                         |
|                 | BACKGROUND | WHITE  |                    |            |             |                              |

**RB-37-O Passing Lane (Obsolete) (Replaced by ID-23)**




| --- Colours --- |            |        | --- Dimensions --- |            |             |                              |
|-----------------|------------|--------|--------------------|------------|-------------|------------------------------|
| Comb.           | Part       | Colour | Type               | Width (mm) | Height (mm) | Panel Area (m <sup>2</sup> ) |
| 1               | MESSAGE    | BLACK  | Fixed              | 900        | 900         | 0.81                         |
|                 | BACKGROUND | WHITE  |                    |            |             |                              |

**RB-37-T-O Passing Lane 2 km (Obsolete) (Replaced by ID-23-T)**



| --- Colours --- |            |        | --- Dimensions --- |            |             |                              |
|-----------------|------------|--------|--------------------|------------|-------------|------------------------------|
| Comb.           | Part       | Colour | Type               | Width (mm) | Height (mm) | Panel Area (m <sup>2</sup> ) |
| 1               | MESSAGE    | BLACK  | Fixed              | 900        | 600         | 0.54                         |
|                 | BACKGROUND | WHITE  |                    |            |             |                              |

**RB-41-L Left Turn Only**



| --- Colours --- |            |        | --- Dimensions --- |            |             |                              |
|-----------------|------------|--------|--------------------|------------|-------------|------------------------------|
| Comb.           | Part       | Colour | Type               | Width (mm) | Height (mm) | Panel Area (m <sup>2</sup> ) |
| 1               | MESSAGE    | WHITE  | Fixed              | 600        | 600         | 0.36                         |
|                 | BACKGROUND | BLACK  |                    |            |             |                              |

**RB-41-R Right Turn Only**



| --- Colours --- |            |        | --- Dimensions --- |            |             |                              |
|-----------------|------------|--------|--------------------|------------|-------------|------------------------------|
| Comb.           | Part       | Colour | Type               | Width (mm) | Height (mm) | Panel Area (m <sup>2</sup> ) |
| 1               | MESSAGE    | WHITE  | Fixed              | 600        | 600         | 0.36                         |
|                 | BACKGROUND | BLACK  |                    |            |             |                              |

**RB-41-TL Left Lane**



| --- Colours --- |            |        | --- Dimensions --- |            |             |                              |
|-----------------|------------|--------|--------------------|------------|-------------|------------------------------|
| Comb.           | Part       | Colour | Type               | Width (mm) | Height (mm) | Panel Area (m <sup>2</sup> ) |
| 1               | MESSAGE    | BLACK  | Fixed              | 600        | 300         | 0.18                         |
|                 | BACKGROUND | WHITE  |                    |            |             |                              |

**RB-41-TR Right Lane**



| --- Colours --- |            |        | --- Dimensions --- |            |             |                              |
|-----------------|------------|--------|--------------------|------------|-------------|------------------------------|
| Comb.           | Part       | Colour | Type               | Width (mm) | Height (mm) | Panel Area (m <sup>2</sup> ) |
| 1               | MESSAGE    | BLACK  | Fixed              | 600        | 300         | 0.18                         |
|                 | BACKGROUND | WHITE  |                    |            |             |                              |

**RB-42-L Straight Through Or Turn Left**



| --- Colours --- |            |        | --- Dimensions --- |            |             |                              |
|-----------------|------------|--------|--------------------|------------|-------------|------------------------------|
| Comb.           | Part       | Colour | Type               | Width (mm) | Height (mm) | Panel Area (m <sup>2</sup> ) |
| 1               | MESSAGE    | WHITE  | Fixed              | 600        | 600         | 0.36                         |
|                 | BACKGROUND | BLACK  |                    |            |             |                              |

**RB-42-R Straight Through Or Turn Right**



| --- Colours --- |            |        | --- Dimensions --- |            |             |                              |
|-----------------|------------|--------|--------------------|------------|-------------|------------------------------|
| Comb.           | Part       | Colour | Type               | Width (mm) | Height (mm) | Panel Area (m <sup>2</sup> ) |
| 1               | MESSAGE    | WHITE  | Fixed              | 600        | 600         | 0.36                         |
|                 | BACKGROUND | BLACK  |                    |            |             |                              |

**RB-43 Turn Right Or Left**



| --- Colours --- |            |        | --- Dimensions --- |            |             |                              |
|-----------------|------------|--------|--------------------|------------|-------------|------------------------------|
| Comb.           | Part       | Colour | Type               | Width (mm) | Height (mm) | Panel Area (m <sup>2</sup> ) |
| 1               | MESSAGE    | WHITE  | Fixed              | 600        | 600         | 0.36                         |
|                 | BACKGROUND | BLACK  |                    |            |             |                              |

**RB-44 All Movements Permitted**



| --- Colours --- |            |        | --- Dimensions --- |            |             |                              |
|-----------------|------------|--------|--------------------|------------|-------------|------------------------------|
| Comb.           | Part       | Colour | Type               | Width (mm) | Height (mm) | Panel Area (m <sup>2</sup> ) |
| 1               | MESSAGE    | WHITE  | Fixed              | 600        | 600         | 0.36                         |
|                 | BACKGROUND | BLACK  |                    |            |             |                              |

**RB-45 Straight Through Only**



| --- Colours --- |            |        | --- Dimensions --- |            |             |                              |
|-----------------|------------|--------|--------------------|------------|-------------|------------------------------|
| Comb.           | Part       | Colour | Type               | Width (mm) | Height (mm) | Panel Area (m <sup>2</sup> ) |
| 1               | MESSAGE    | WHITE  | Fixed              | 600        | 600         | 0.36                         |
|                 | BACKGROUND | BLACK  |                    |            |             |                              |

**RB-46-L Double Left Turn**



| --- Colours --- |            |        | --- Dimensions --- |            |             |                              |
|-----------------|------------|--------|--------------------|------------|-------------|------------------------------|
| Comb.           | Part       | Colour | Type               | Width (mm) | Height (mm) | Panel Area (m <sup>2</sup> ) |
| 1               | MESSAGE    | WHITE  | Fixed              | 600        | 600         | 0.36                         |
|                 | BACKGROUND | BLACK  |                    |            |             |                              |

**RB-46-R Double Right Turn**



| --- Colours --- |            |        | --- Dimensions --- |            |             |                              |
|-----------------|------------|--------|--------------------|------------|-------------|------------------------------|
| Comb.           | Part       | Colour | Type               | Width (mm) | Height (mm) | Panel Area (m <sup>2</sup> ) |
| 1               | MESSAGE    | WHITE  | Fixed              | 600        | 600         | 0.36                         |
|                 | BACKGROUND | BLACK  |                    |            |             |                              |

**RB-46-TL Two Left Lanes**



| --- Colours --- |            |        | --- Dimensions --- |            |             |                              |
|-----------------|------------|--------|--------------------|------------|-------------|------------------------------|
| Comb.           | Part       | Colour | Type               | Width (mm) | Height (mm) | Panel Area (m <sup>2</sup> ) |
| 1               | MESSAGE    | BLACK  | Fixed              | 600        | 300         | 0.18                         |
|                 | BACKGROUND | WHITE  |                    |            |             |                              |

**RB-46-TR Two Right Lanes**



| --- Colours --- |            |        | --- Dimensions --- |            |             |                              |
|-----------------|------------|--------|--------------------|------------|-------------|------------------------------|
| Comb.           | Part       | Colour | Type               | Width (mm) | Height (mm) | Panel Area (m <sup>2</sup> ) |
| 1               | MESSAGE    | BLACK  | Fixed              | 600        | 300         | 0.18                         |
|                 | BACKGROUND | WHITE  |                    |            |             |                              |

**RB-47-L Lane Control (2 Left Lanes)**



| --- Colours --- |            |        | --- Dimensions --- |            |             |                              |
|-----------------|------------|--------|--------------------|------------|-------------|------------------------------|
| Comb.           | Part       | Colour | Type               | Width (mm) | Height (mm) | Panel Area (m <sup>2</sup> ) |
| 1               | MESSAGE    | WHITE  | Fixed              | 600        | 600         | 0.36                         |
|                 | BACKGROUND | BLACK  |                    |            |             |                              |

**RB-47-R Lane Control (2 Right Lanes)**



| --- Colours --- |            |        | --- Dimensions --- |            |             |                              |
|-----------------|------------|--------|--------------------|------------|-------------|------------------------------|
| Comb.           | Part       | Colour | Type               | Width (mm) | Height (mm) | Panel Area (m <sup>2</sup> ) |
| 1               | MESSAGE    | WHITE  | Fixed              | 600        | 600         | 0.36                         |
|                 | BACKGROUND | BLACK  |                    |            |             |                              |

**RB-48 Left Turn Lane Control**



| --- Colours --- |            |        | --- Dimensions --- |            |             |                              |
|-----------------|------------|--------|--------------------|------------|-------------|------------------------------|
| Comb.           | Part       | Colour | Type               | Width (mm) | Height (mm) | Panel Area (m <sup>2</sup> ) |
| 1               | MESSAGE    | WHITE  | Fixed              | 600        | 600         | 0.36                         |
|                 | BACKGROUND | BLACK  | Fixed              | 900        | 900         | 0.81                         |

**RB-48-T Center Lane**



| --- Colours --- |            |        | --- Dimensions --- |            |             |                              |
|-----------------|------------|--------|--------------------|------------|-------------|------------------------------|
| Comb.           | Part       | Colour | Type               | Width (mm) | Height (mm) | Panel Area (m <sup>2</sup> ) |
| 1               | MESSAGE    | BLACK  | Fixed              | 600        | 300         | 0.18                         |
|                 | BACKGROUND | WHITE  | Fixed              | 900        | 300         | 0.27                         |

**RB-49 Side-Mounted Multiple Lane Designation**



| --- Colours --- |            |        | --- Dimensions --- |            |             |                              |
|-----------------|------------|--------|--------------------|------------|-------------|------------------------------|
| Comb.           | Part       | Colour | Type               | Width (mm) | Height (mm) | Panel Area (m <sup>2</sup> ) |
| 1               | MESSAGE    | BLACK  | Fixed              | 750        | 600         | 0.45                         |
|                 | BACKGROUND | WHITE  |                    |            |             |                              |

**RB-51 No Parking**



| --- Colours --- |            |        | --- Dimensions --- |            |             |                              |
|-----------------|------------|--------|--------------------|------------|-------------|------------------------------|
| Comb.           | Part       | Colour | Type               | Width (mm) | Height (mm) | Panel Area (m <sup>2</sup> ) |
| 1               | MESSAGE    | RED    | Fixed              | 300        | 300         | 0.09                         |
|                 | MESSAGE    | BLACK  | Fixed              | 600        | 600         | 0.36                         |
|                 | BACKGROUND | WHITE  |                    |            |             |                              |

**RB-52 Part-Time Parking Control (Specific Time Period)**



| --- Colours --- |            |        | --- Dimensions --- |            |             |                              |
|-----------------|------------|--------|--------------------|------------|-------------|------------------------------|
| Comb.           | Part       | Colour | Type               | Width (mm) | Height (mm) | Panel Area (m <sup>2</sup> ) |
| 1               | MESSAGE    | RED    | Fixed              | 300        | 450         | 0.14                         |
|                 | MESSAGE    | BLACK  |                    |            |             |                              |
|                 | BACKGROUND | WHITE  |                    |            |             |                              |

**RB-53 Parking Permitted (Specific Time Period)**



| --- Colours --- |            |        | --- Dimensions --- |            |             |                              |
|-----------------|------------|--------|--------------------|------------|-------------|------------------------------|
| Comb.           | Part       | Colour | Type               | Width (mm) | Height (mm) | Panel Area (m <sup>2</sup> ) |
| 1               | MESSAGE    | BLACK  | Fixed              | 300        | 450         | 0.14                         |
|                 | MESSAGE    | GREEN  |                    |            |             |                              |
|                 | BACKGROUND | WHITE  |                    |            |             |                              |

**RB-55 No Stopping**



| --- Colours --- |            |        | --- Dimensions --- |            |             |                              |
|-----------------|------------|--------|--------------------|------------|-------------|------------------------------|
| Comb.           | Part       | Colour | Type               | Width (mm) | Height (mm) | Panel Area (m <sup>2</sup> ) |
| 1               | MESSAGE    | RED    | Fixed              | 300        | 300         | 0.09                         |
|                 | MESSAGE    | BLACK  | Fixed              | 600        | 600         | 0.36                         |
|                 | BACKGROUND | WHITE  |                    |            |             |                              |

**RB-57 Part-Time Stopping Control (Specific Time Period)**



| --- Colours --- |            |        | --- Dimensions --- |            |             |                              |
|-----------------|------------|--------|--------------------|------------|-------------|------------------------------|
| Comb.           | Part       | Colour | Type               | Width (mm) | Height (mm) | Panel Area (m <sup>2</sup> ) |
| 1               | MESSAGE    | RED    | Fixed              | 300        | 450         | 0.14                         |
|                 | MESSAGE    | BLACK  |                    |            |             |                              |
|                 | BACKGROUND | WHITE  |                    |            |             |                              |

**RB-61 Truck Route**



| --- Colours --- |            |        | --- Dimensions --- |            |             |                              |
|-----------------|------------|--------|--------------------|------------|-------------|------------------------------|
| Comb.           | Part       | Colour | Type               | Width (mm) | Height (mm) | Panel Area (m <sup>2</sup> ) |
| 1               | MESSAGE    | BLACK  | Fixed              | 600        | 600         | 0.36                         |
|                 | MESSAGE    | GREEN  |                    |            |             |                              |
|                 | BACKGROUND | WHITE  |                    |            |             |                              |

**RB-61A-T Truck Route**



| --- Colours --- |            |        | --- Dimensions --- |            |             |                              |
|-----------------|------------|--------|--------------------|------------|-------------|------------------------------|
| Comb.           | Part       | Colour | Type               | Width (mm) | Height (mm) | Panel Area (m <sup>2</sup> ) |
| 1               | MESSAGE    | BLACK  | Fixed              | 600        | 300         | 0.18                         |
|                 | BACKGROUND | WHITE  |                    |            |             |                              |

**RB-61B-T Permissible Movement (Variable Arrows)**



| --- Colours --- |            |        | --- Dimensions --- |            |             |                              |
|-----------------|------------|--------|--------------------|------------|-------------|------------------------------|
| Comb.           | Part       | Colour | Type               | Width (mm) | Height (mm) | Panel Area (m <sup>2</sup> ) |
| 1               | MESSAGE    | BLACK  | Fixed              | 600        | 450         | 0.27                         |
|                 | BACKGROUND | WHITE  |                    |            |             |                              |

**RB-62 Trucks Prohibited**



| --- Colours --- |            |        | --- Dimensions --- |            |             |                              |
|-----------------|------------|--------|--------------------|------------|-------------|------------------------------|
| Comb.           | Part       | Colour | Type               | Width (mm) | Height (mm) | Panel Area (m <sup>2</sup> ) |
| 1               | MESSAGE    | RED    | Fixed              | 600        | 600         | 0.36                         |
|                 | MESSAGE    | BLACK  | Fixed              | 750        | 750         | 0.56                         |
|                 | BACKGROUND | WHITE  |                    |            |             |                              |

**RB-62-T No Heavy Trucks**



| --- Colours --- |            |        | --- Dimensions --- |            |             |                              |
|-----------------|------------|--------|--------------------|------------|-------------|------------------------------|
| Comb.           | Part       | Colour | Type               | Width (mm) | Height (mm) | Panel Area (m <sup>2</sup> ) |
| 1               | MESSAGE    | BLACK  | Fixed              | 600        | 300         | 0.18                         |
|                 | BACKGROUND | WHITE  |                    |            |             |                              |

**RB-64 Snowmobile Route**



| --- Colours --- |            |        | --- Dimensions --- |            |             |                              |
|-----------------|------------|--------|--------------------|------------|-------------|------------------------------|
| Comb.           | Part       | Colour | Type               | Width (mm) | Height (mm) | Panel Area (m <sup>2</sup> ) |
| 1               | MESSAGE    | BLACK  | Fixed              | 600        | 600         | 0.36                         |
|                 | MESSAGE    | GREEN  |                    |            |             |                              |
|                 | BACKGROUND | WHITE  |                    |            |             |                              |

**RB-65 Snowmobile Prohibited**



| --- Colours --- |            |        | --- Dimensions --- |            |             |                              |
|-----------------|------------|--------|--------------------|------------|-------------|------------------------------|
| Comb.           | Part       | Colour | Type               | Width (mm) | Height (mm) | Panel Area (m <sup>2</sup> ) |
| 1               | MESSAGE    | RED    | Fixed              | 600        | 600         | 0.36                         |
|                 | MESSAGE    | BLACK  |                    |            |             |                              |
|                 | BACKGROUND | WHITE  |                    |            |             |                              |

**RB-66 Pedestrians Prohibited**



| --- Colours --- |            |        | --- Dimensions --- |            |             |                              |
|-----------------|------------|--------|--------------------|------------|-------------|------------------------------|
| Comb.           | Part       | Colour | Type               | Width (mm) | Height (mm) | Panel Area (m <sup>2</sup> ) |
| 1               | MESSAGE    | RED    | Fixed              | 600        | 600         | 0.36                         |
|                 | MESSAGE    | BLACK  |                    |            |             |                              |
|                 | BACKGROUND | WHITE  |                    |            |             |                              |

**RB-66-T Pedestrians Prohibited**



| --- Colours --- |            |        | --- Dimensions --- |            |             |                              |
|-----------------|------------|--------|--------------------|------------|-------------|------------------------------|
| Comb.           | Part       | Colour | Type               | Width (mm) | Height (mm) | Panel Area (m <sup>2</sup> ) |
| 1               | MESSAGE    | BLACK  | Fixed              | 600        | 300         | 0.18                         |
|                 | BACKGROUND | WHITE  |                    |            |             |                              |

**RB-67 Cycling Prohibited**



| --- Colours --- |            |        | --- Dimensions --- |            |             |                              |
|-----------------|------------|--------|--------------------|------------|-------------|------------------------------|
| Comb.           | Part       | Colour | Type               | Width (mm) | Height (mm) | Panel Area (m <sup>2</sup> ) |
| 1               | MESSAGE    | RED    | Fixed              | 600        | 600         | 0.36                         |
|                 | MESSAGE    | BLACK  |                    |            |             |                              |
|                 | BACKGROUND | WHITE  |                    |            |             |                              |

**RB-67-T Cycling Prohibited**




| --- Colours --- |            |        | --- Dimensions --- |            |             |                              |
|-----------------|------------|--------|--------------------|------------|-------------|------------------------------|
| Comb.           | Part       | Colour | Type               | Width (mm) | Height (mm) | Panel Area (m <sup>2</sup> ) |
| 1               | MESSAGE    | BLACK  | Fixed              | 600        | 300         | 0.18                         |
|                 | BACKGROUND | WHITE  |                    |            |             |                              |

**RB-68 Lane Use Restriction**




| --- Colours --- |            |        | --- Dimensions --- |            |             |                              |
|-----------------|------------|--------|--------------------|------------|-------------|------------------------------|
| Comb.           | Part       | Colour | Type               | Width (mm) | Height (mm) | Panel Area (m <sup>2</sup> ) |
| 1               | MESSAGE    | RED    | Fixed              | 900        | 1,500       | 1.35                         |
|                 | MESSAGE    | BLACK  |                    |            |             |                              |
|                 | BACKGROUND | WHITE  |                    |            |             |                              |

**RB-69 Dangerous Goods Route**




| --- Colours --- |            |        | --- Dimensions --- |            |             |                              |
|-----------------|------------|--------|--------------------|------------|-------------|------------------------------|
| Comb.           | Part       | Colour | Type               | Width (mm) | Height (mm) | Panel Area (m <sup>2</sup> ) |
| 1               | MESSAGE    | BLACK  | Fixed              | 600        | 600         | 0.36                         |
|                 | MESSAGE    | GREEN  |                    |            |             |                              |
|                 | BACKGROUND | WHITE  |                    |            |             |                              |

**RB-69-T Dangerous Goods Route**




| --- Colours --- |            |        | --- Dimensions --- |            |             |                              |
|-----------------|------------|--------|--------------------|------------|-------------|------------------------------|
| Comb.           | Part       | Colour | Type               | Width (mm) | Height (mm) | Panel Area (m <sup>2</sup> ) |
| 1               | MESSAGE    | BLACK  | Fixed              | 600        | 300         | 0.18                         |
|                 | BACKGROUND | WHITE  |                    |            |             |                              |

**RB-70 Dangerous Goods Prohibited**




| --- Colours --- |            |        | --- Dimensions --- |            |             |                              |
|-----------------|------------|--------|--------------------|------------|-------------|------------------------------|
| Comb.           | Part       | Colour | Type               | Width (mm) | Height (mm) | Panel Area (m <sup>2</sup> ) |
| 1               | MESSAGE    | RED    | Fixed              | 600        | 600         | 0.36                         |
|                 | MESSAGE    | BLACK  |                    |            |             |                              |
|                 | BACKGROUND | WHITE  |                    |            |             |                              |

**RB-70-T Dangerous Goods Carriers Prohibited**




| --- Colours --- |            |        | --- Dimensions --- |            |             |                              |
|-----------------|------------|--------|--------------------|------------|-------------|------------------------------|
| Comb.           | Part       | Colour | Type               | Width (mm) | Height (mm) | Panel Area (m <sup>2</sup> ) |
| 1               | MESSAGE    | BLACK  | Fixed              | 600        | 300         | 0.18                         |
|                 | BACKGROUND | WHITE  |                    |            |             |                              |

**RB-71 Parking Control Except Disabled**




| --- Colours --- |            |        | --- Dimensions --- |            |             |                              |
|-----------------|------------|--------|--------------------|------------|-------------|------------------------------|
| Comb.           | Part       | Colour | Type               | Width (mm) | Height (mm) | Panel Area (m <sup>2</sup> ) |
| 1               | MESSAGE    | RED    | Fixed              | 300        | 450         | 0.14                         |
|                 | MESSAGE    | BLACK  |                    |            |             |                              |
|                 | MESSAGE    | GREEN  |                    |            |             |                              |
|                 | BACKGROUND | WHITE  |                    |            |             |                              |

**RB-75 Truck Inspection Station**



| --- Colours --- |            |        | --- Dimensions --- |            |             |                              |
|-----------------|------------|--------|--------------------|------------|-------------|------------------------------|
| Comb.           | Part       | Colour | Type               | Width (mm) | Height (mm) | Panel Area (m <sup>2</sup> ) |
| 1               | MESSAGE    | BLACK  | Fixed              | 2,100      | 1,220       | 2.56                         |
|                 | BACKGROUND | WHITE  |                    |            |             |                              |

**RB-75-T-O 2 km (Obsolete)**




| --- Colours --- |            |        | --- Dimensions --- |            |             |                              |
|-----------------|------------|--------|--------------------|------------|-------------|------------------------------|
| Comb.           | Part       | Colour | Type               | Width (mm) | Height (mm) | Panel Area (m <sup>2</sup> ) |
| 1               | MESSAGE    | BLACK  | Fixed              | 2,100      | 750         | 1.58                         |
|                 | BACKGROUND | WHITE  |                    |            |             |                              |

**RB-75-TL Next Left**



| --- Colours --- |            |        | --- Dimensions --- |            |             |                              |
|-----------------|------------|--------|--------------------|------------|-------------|------------------------------|
| Comb.           | Part       | Colour | Type               | Width (mm) | Height (mm) | Panel Area (m <sup>2</sup> ) |
| 1               | MESSAGE    | BLACK  | Fixed              | 2,100      | 610         | 1.28                         |
|                 | BACKGROUND | WHITE  |                    |            |             |                              |

**RB-75-TR Next Right**



| --- Colours --- |            |        | --- Dimensions --- |            |             |                              |
|-----------------|------------|--------|--------------------|------------|-------------|------------------------------|
| Comb.           | Part       | Colour | Type               | Width (mm) | Height (mm) | Panel Area (m <sup>2</sup> ) |
| 1               | MESSAGE    | BLACK  | Fixed              | 2,100      | 610         | 1.28                         |
|                 | BACKGROUND | WHITE  |                    |            |             |                              |

**RB-75A-T Closed**

| --- Colours --- |            |        | --- Dimensions --- |            |             |                              |
|-----------------|------------|--------|--------------------|------------|-------------|------------------------------|
| Comb.           | Part       | Colour | Type               | Width (mm) | Height (mm) | Panel Area (m <sup>2</sup> ) |
| 1               | MESSAGE    | BLACK  | Fixed              | 2,100      | 610         | 1.28                         |
|                 | BACKGROUND | WHITE  |                    |            |             |                              |

**RB-76 Truck Inspection Station 2 km**

| --- Colours --- |            |        | --- Dimensions --- |            |             |                              |
|-----------------|------------|--------|--------------------|------------|-------------|------------------------------|
| Comb.           | Part       | Colour | Type               | Width (mm) | Height (mm) | Panel Area (m <sup>2</sup> ) |
| 1               | MESSAGE    | BLACK  | Fixed              | 2,100      | 914         | 1.92                         |
|                 | BACKGROUND | WHITE  |                    |            |             |                              |

**RB-76-T Inspection (Tab)**

| --- Colours --- |            |        | --- Dimensions --- |            |             |                              |
|-----------------|------------|--------|--------------------|------------|-------------|------------------------------|
| Comb.           | Part       | Colour | Type               | Width (mm) | Height (mm) | Panel Area (m <sup>2</sup> ) |
| 1               | MESSAGE    | BLACK  | Fixed              | 2,100      | 610         | 1.28                         |
|                 | BACKGROUND | WHITE  |                    |            |             |                              |

**RB-76-T-O Vehicle Inspection Station (Obsolete)**

| --- Colours --- |            |        | --- Dimensions --- |            |             |                              |
|-----------------|------------|--------|--------------------|------------|-------------|------------------------------|
| Comb.           | Part       | Colour | Type               | Width (mm) | Height (mm) | Panel Area (m <sup>2</sup> ) |
| 1               | MESSAGE    | BLACK  | Fixed              | 2,100      | 600         | 1.26                         |
|                 | BACKGROUND | WHITE  |                    |            |             |                              |

**RB-77 Truck Inspection Station Next Exit**

| --- Colours --- |            |        | --- Dimensions --- |            |             |                              |
|-----------------|------------|--------|--------------------|------------|-------------|------------------------------|
| Comb.           | Part       | Colour | Type               | Width (mm) | Height (mm) | Panel Area (m <sup>2</sup> ) |
| 1               | MESSAGE    | BLACK  | Fixed              | 2,100      | 914         | 1.92                         |
|                 | BACKGROUND | WHITE  |                    |            |             |                              |

**RB-77-L Truck Inspection Station Exit**

| --- Colours --- |            |        | --- Dimensions --- |            |             |                              |
|-----------------|------------|--------|--------------------|------------|-------------|------------------------------|
| Comb.           | Part       | Colour | Type               | Width (mm) | Height (mm) | Panel Area (m <sup>2</sup> ) |
| 1               | MESSAGE    | BLACK  | Fixed              | 2,100      | 914         | 1.92                         |
|                 | BACKGROUND | WHITE  |                    |            |             |                              |

**RB-77-T Open Or Self Weigh (Hinged To Show Either Message)**

| --- Colours --- |            |        | --- Dimensions --- |            |             |                              |
|-----------------|------------|--------|--------------------|------------|-------------|------------------------------|
| Comb.           | Part       | Colour | Type               | Width (mm) | Height (mm) | Panel Area (m <sup>2</sup> ) |
| 1               | MESSAGE    | BLACK  | Fixed              | 2,100      | 610         | 1.28                         |
|                 | BACKGROUND | WHITE  |                    |            |             |                              |


**RB-78A Watercraft Inspection Station**

| --- Colours --- |            |        | --- Dimensions --- |            |             |                              |
|-----------------|------------|--------|--------------------|------------|-------------|------------------------------|
| Comb.           | Part       | Colour | Type               | Width (mm) | Height (mm) | Panel Area (m <sup>2</sup> ) |
| 1               | MESSAGE    | BLACK  | Fixed              | 2,100      | 1,220       | 2.56                         |
|                 | BACKGROUND | WHITE  |                    |            |             |                              |

**RB-78B Watercraft/Vehicle Inspection Station**

| --- Colours --- |            |        | --- Dimensions --- |            |             |                              |
|-----------------|------------|--------|--------------------|------------|-------------|------------------------------|
| Comb.           | Part       | Colour | Type               | Width (mm) | Height (mm) | Panel Area (m <sup>2</sup> ) |
| 1               | MESSAGE    | BLACK  | Fixed              | 2,100      | 914         | 1.92                         |
|                 | BACKGROUND | WHITE  |                    |            |             |                              |

**RB-79A Watercraft Inspection Station 2 km**



| --- Colours --- |            |        | --- Dimensions --- |            |             |                              |
|-----------------|------------|--------|--------------------|------------|-------------|------------------------------|
| Comb.           | Part       | Colour | Type               | Width (mm) | Height (mm) | Panel Area (m <sup>2</sup> ) |
| 1               | MESSAGE    | BLACK  | Fixed              | 2,100      | 914         | 1.92                         |
|                 | BACKGROUND | WHITE  |                    |            |             |                              |

**RB-79A-T Watercraft Inspection Station**



| --- Colours --- |            |        | --- Dimensions --- |            |             |                              |
|-----------------|------------|--------|--------------------|------------|-------------|------------------------------|
| Comb.           | Part       | Colour | Type               | Width (mm) | Height (mm) | Panel Area (m <sup>2</sup> ) |
| 1               | MESSAGE    | BLACK  | Fixed              | 2,100      | 610         | 1.28                         |
|                 | BACKGROUND | WHITE  |                    |            |             |                              |

**RB-79B Watercraft/Vehicle Inspection Station 2 km**



| --- Colours --- |            |        | --- Dimensions --- |            |             |                              |
|-----------------|------------|--------|--------------------|------------|-------------|------------------------------|
| Comb.           | Part       | Colour | Type               | Width (mm) | Height (mm) | Panel Area (m <sup>2</sup> ) |
| 1               | MESSAGE    | BLACK  | Fixed              | 2,100      | 914         | 1.92                         |
|                 | BACKGROUND | WHITE  |                    |            |             |                              |

**RB-79B-T Watercraft/Vehicle Inspection Station**



| --- Colours --- |            |        | --- Dimensions --- |            |             |                              |
|-----------------|------------|--------|--------------------|------------|-------------|------------------------------|
| Comb.           | Part       | Colour | Type               | Width (mm) | Height (mm) | Panel Area (m <sup>2</sup> ) |
| 1               | MESSAGE    | BLACK  | Fixed              | 2,100      | 610         | 1.28                         |
|                 | BACKGROUND | WHITE  |                    |            |             |                              |

**RB-80A Watercraft Inspection Station Next Exit**



| --- Colours --- |            |        | --- Dimensions --- |            |             |                              |
|-----------------|------------|--------|--------------------|------------|-------------|------------------------------|
| Comb.           | Part       | Colour | Type               | Width (mm) | Height (mm) | Panel Area (m <sup>2</sup> ) |
| 1               | MESSAGE    | BLACK  | Fixed              | 2,100      | 914         | 1.92                         |
|                 | BACKGROUND | WHITE  |                    |            |             |                              |

**RB-80B Watercraft/Vehicle Inspection Station Next Exit**



| --- Colours --- |            |        | --- Dimensions --- |            |             |                              |
|-----------------|------------|--------|--------------------|------------|-------------|------------------------------|
| Comb.           | Part       | Colour | Type               | Width (mm) | Height (mm) | Panel Area (m <sup>2</sup> ) |
| 1               | MESSAGE    | BLACK  | Fixed              | 2,100      | 914         | 1.92                         |
|                 | BACKGROUND | WHITE  |                    |            |             |                              |

**RB-81 All Watercraft Report to Inspection Station Wh Lights Flashi**



| --- Colours --- |            |        | --- Dimensions --- |            |             |                              |
|-----------------|------------|--------|--------------------|------------|-------------|------------------------------|
| Comb.           | Part       | Colour | Type               | Width (mm) | Height (mm) | Panel Area (m <sup>2</sup> ) |
| 1               | MESSAGE    | BLACK  | Fixed              | 2,400      | 1,530       | 3.67                         |
|                 | BACKGROUND | WHITE  |                    |            |             |                              |

**RB-81-T When Lights Flashing**



| --- Colours --- |            |        | --- Dimensions --- |            |             |                              |
|-----------------|------------|--------|--------------------|------------|-------------|------------------------------|
| Comb.           | Part       | Colour | Type               | Width (mm) | Height (mm) | Panel Area (m <sup>2</sup> ) |
| 1               | MESSAGE    | BLACK  | Fixed              | 2,400      | 610         | 1.46                         |
|                 | BACKGROUND | WHITE  |                    |            |             |                              |

**RB-201 Road Ban**



| --- Colours --- |            |        | --- Dimensions --- |            |             |                              |
|-----------------|------------|--------|--------------------|------------|-------------|------------------------------|
| Comb.           | Part       | Colour | Type               | Width (mm) | Height (mm) | Panel Area (m <sup>2</sup> ) |
| 1               | MESSAGE    | BLACK  | Fixed              | 600        | 600         | 0.36                         |
|                 | BACKGROUND | WHITE  |                    |            |             |                              |

**RB-201A-T Axle - Weight Allowance Percentage**



| --- Colours --- |            |        | --- Dimensions --- |            |             |                              |
|-----------------|------------|--------|--------------------|------------|-------------|------------------------------|
| Comb.           | Part       | Colour | Type               | Width (mm) | Height (mm) | Panel Area (m <sup>2</sup> ) |
| 1               | MESSAGE    | BLACK  | Fixed              | 600        | 300         | 0.18                         |
|                 | BACKGROUND | WHITE  |                    |            |             |                              |

**RB-201B-T Axle - Weight Allowance**



| --- Colours --- |            |        | --- Dimensions --- |            |             |                              |
|-----------------|------------|--------|--------------------|------------|-------------|------------------------------|
| Comb.           | Part       | Colour | Type               | Width (mm) | Height (mm) | Panel Area (m <sup>2</sup> ) |
| 1               | MESSAGE    | BLACK  | Fixed              | 600        | 225         | 0.14                         |
|                 | BACKGROUND | WHITE  |                    |            |             |                              |

**RB-202 Maximum Weight - Tonnes - Bridges**



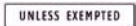
| --- Colours --- |            |        | --- Dimensions --- |            |             |                              |
|-----------------|------------|--------|--------------------|------------|-------------|------------------------------|
| Comb.           | Part       | Colour | Type               | Width (mm) | Height (mm) | Panel Area (m <sup>2</sup> ) |
| 1               | MESSAGE    | BLACK  | Fixed              | 900        | 1,200       | 1.08                         |
|                 | BACKGROUND | WHITE  |                    |            |             |                              |

**RB-203 Vehicles Over 4500 kg Report To Vis When Lights Flashing**



| --- Colours --- |            |        | --- Dimensions --- |            |             |                              |
|-----------------|------------|--------|--------------------|------------|-------------|------------------------------|
| Comb.           | Part       | Colour | Type               | Width (mm) | Height (mm) | Panel Area (m <sup>2</sup> ) |
| 1               | MESSAGE    | BLACK  | Fixed              | 2,438      | 1,524       | 3.72                         |
|                 | BACKGROUND | WHITE  |                    |            |             |                              |

**RB-203-T Unless Exempted**



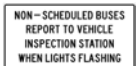
| --- Colours --- |            |        | --- Dimensions --- |            |             |                              |
|-----------------|------------|--------|--------------------|------------|-------------|------------------------------|
| Comb.           | Part       | Colour | Type               | Width (mm) | Height (mm) | Panel Area (m <sup>2</sup> ) |
| 1               | MESSAGE    | BLACK  | Fixed              | 2,438      | 450         | 1.10                         |
|                 | BACKGROUND | WHITE  |                    |            |             |                              |

**RB-203-T-O Recreational Vehicles Exempt (Obsolete)**



| --- Colours --- |            |        | --- Dimensions --- |            |             |                              |
|-----------------|------------|--------|--------------------|------------|-------------|------------------------------|
| Comb.           | Part       | Colour | Type               | Width (mm) | Height (mm) | Panel Area (m <sup>2</sup> ) |
| 1               | MESSAGE    | BLACK  | Fixed              | 2,400      | 600         | 1.44                         |
|                 | BACKGROUND | WHITE  |                    |            |             |                              |

**RB-204 Non-Scheduled Buses Report To V.I.S. When Lights Flashing**



| --- Colours --- |            |        | --- Dimensions --- |            |             |                              |
|-----------------|------------|--------|--------------------|------------|-------------|------------------------------|
| Comb.           | Part       | Colour | Type               | Width (mm) | Height (mm) | Panel Area (m <sup>2</sup> ) |
| 1               | MESSAGE    | BLACK  | Fixed              | 2,400      | 1,200       | 2.88                         |
|                 | BACKGROUND | WHITE  |                    |            |             |                              |

**RB-205 Tents And Trailers Prohibited**



| --- Colours --- |            |        | --- Dimensions --- |            |             |                              |
|-----------------|------------|--------|--------------------|------------|-------------|------------------------------|
| Comb.           | Part       | Colour | Type               | Width (mm) | Height (mm) | Panel Area (m <sup>2</sup> ) |
| 1               | MESSAGE    | RED    | Fixed              | 600        | 600         | 0.36                         |
|                 | MESSAGE    | BLACK  |                    |            |             |                              |
|                 | BACKGROUND | WHITE  |                    |            |             |                              |

**RB-207 Do Not Pass When Traffic Oncoming**



| --- Colours --- |            |        | --- Dimensions --- |            |             |                              |
|-----------------|------------|--------|--------------------|------------|-------------|------------------------------|
| Comb.           | Part       | Colour | Type               | Width (mm) | Height (mm) | Panel Area (m <sup>2</sup> ) |
| 1               | MESSAGE    | BLACK  | Fixed              | 750        | 750         | 0.56                         |
|                 | BACKGROUND | WHITE  |                    |            |             |                              |

**RB-208 All Carriers Requiring Permits Phone 1-800-662-7138**



| --- Colours --- |            |        | --- Dimensions --- |            |             |                              |
|-----------------|------------|--------|--------------------|------------|-------------|------------------------------|
| Comb.           | Part       | Colour | Type               | Width (mm) | Height (mm) | Panel Area (m <sup>2</sup> ) |
| 1               | MESSAGE    | BLACK  | Variable           |            |             |                              |
|                 | BACKGROUND | WHITE  |                    |            |             |                              |

**RB-208A Operators Requiring Permits Must Report To Station**



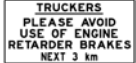
| --- Colours --- |            |        | --- Dimensions --- |            |             |                              |
|-----------------|------------|--------|--------------------|------------|-------------|------------------------------|
| Comb.           | Part       | Colour | Type               | Width (mm) | Height (mm) | Panel Area (m <sup>2</sup> ) |
| 1               | MESSAGE    | BLACK  | Variable           |            |             |                              |
|                 | BACKGROUND | WHITE  |                    |            |             |                              |

**RB-209 Truckers Please Avoid Use Of Engine Retarder Brakes**



| --- Colours --- |            |        | --- Dimensions --- |            |             |                              |
|-----------------|------------|--------|--------------------|------------|-------------|------------------------------|
| Comb.           | Part       | Colour | Type               | Width (mm) | Height (mm) | Panel Area (m <sup>2</sup> ) |
| 1               | MESSAGE    | BLACK  | Fixed              | 2,400      | 1,200       | 2.88                         |
|                 | BACKGROUND | WHITE  |                    |            |             |                              |

**RB-209A Truckers Please Avoid Use Of Engine Retarder Brakes Next 3 km**



| --- Colours --- |            |        | --- Dimensions --- |            |             |                              |
|-----------------|------------|--------|--------------------|------------|-------------|------------------------------|
| Comb.           | Part       | Colour | Type               | Width (mm) | Height (mm) | Panel Area (m <sup>2</sup> ) |
| 1               | MESSAGE    | BLACK  | Fixed              | 2,400      | 1,200       | 2.88                         |
|                 | BACKGROUND | WHITE  |                    |            |             |                              |

**RB-210-L Lane Control (2 Lane)**



| --- Colours --- |            |        | --- Dimensions --- |            |             |                              |
|-----------------|------------|--------|--------------------|------------|-------------|------------------------------|
| Comb.           | Part       | Colour | Type               | Width (mm) | Height (mm) | Panel Area (m <sup>2</sup> ) |
| 1               | MESSAGE    | WHITE  | Fixed              | 600        | 600         | 0.36                         |
|                 | BACKGROUND | BLACK  | Fixed              | 750        | 750         | 0.56                         |
|                 |            |        | Fixed              | 900        | 900         | 0.81                         |

**RB-210-R Lane Control (2 Lane)**



| --- Colours --- |            |        | --- Dimensions --- |            |             |                              |
|-----------------|------------|--------|--------------------|------------|-------------|------------------------------|
| Comb.           | Part       | Colour | Type               | Width (mm) | Height (mm) | Panel Area (m <sup>2</sup> ) |
| 1               | MESSAGE    | WHITE  | Fixed              | 600        | 600         | 0.36                         |
|                 | BACKGROUND | BLACK  | Fixed              | 750        | 750         | 0.56                         |
|                 |            |        | Fixed              | 900        | 900         | 0.81                         |

**RB-211 Maximum One Truck On Bridge**



| --- Colours --- |            |        | --- Dimensions --- |            |             |                              |
|-----------------|------------|--------|--------------------|------------|-------------|------------------------------|
| Comb.           | Part       | Colour | Type               | Width (mm) | Height (mm) | Panel Area (m <sup>2</sup> ) |
| 1               | MESSAGE    | BLACK  | Fixed              | 900        | 1,200       | 1.08                         |
|                 | BACKGROUND | WHITE  |                    |            |             |                              |

**RB-212-L Lane Control (2 Lane)**



| --- Colours --- |            |        | --- Dimensions --- |            |             |                              |
|-----------------|------------|--------|--------------------|------------|-------------|------------------------------|
| Comb.           | Part       | Colour | Type               | Width (mm) | Height (mm) | Panel Area (m <sup>2</sup> ) |
| 1               | MESSAGE    | WHITE  | Fixed              | 600        | 600         | 0.36                         |
|                 | BACKGROUND | BLACK  | Fixed              | 750        | 750         | 0.56                         |
|                 |            |        | Fixed              | 900        | 900         | 0.81                         |

**RB-212-R Lane Control (2 Lane)**



| --- Colours --- |            |        | --- Dimensions --- |            |             |                              |
|-----------------|------------|--------|--------------------|------------|-------------|------------------------------|
| Comb.           | Part       | Colour | Type               | Width (mm) | Height (mm) | Panel Area (m <sup>2</sup> ) |
| 1               | MESSAGE    | WHITE  | Fixed              | 600        | 600         | 0.36                         |
|                 | BACKGROUND | BLACK  | Fixed              | 750        | 750         | 0.56                         |
|                 |            |        | Fixed              | 900        | 900         | 0.81                         |

**RB-214-L Lane Control (3 Lane)**



| --- Colours --- |            |        | --- Dimensions --- |            |             |                              |
|-----------------|------------|--------|--------------------|------------|-------------|------------------------------|
| Comb.           | Part       | Colour | Type               | Width (mm) | Height (mm) | Panel Area (m <sup>2</sup> ) |
| 1               | MESSAGE    | WHITE  | Fixed              | 750        | 600         | 0.45                         |
|                 | BACKGROUND | BLACK  |                    |            |             |                              |

**RB-214-R Lane Control (3 Lane)**



| --- Colours --- |            |        | --- Dimensions --- |            |             |                              |
|-----------------|------------|--------|--------------------|------------|-------------|------------------------------|
| Comb.           | Part       | Colour | Type               | Width (mm) | Height (mm) | Panel Area (m <sup>2</sup> ) |
| 1               | MESSAGE    | WHITE  | Fixed              | 750        | 600         | 0.45                         |
|                 | BACKGROUND | BLACK  |                    |            |             |                              |

**RB-215 Right Lane Must Exit 1 km**



| --- Colours --- |            |        | --- Dimensions --- |            |             |                              |
|-----------------|------------|--------|--------------------|------------|-------------|------------------------------|
| Comb.           | Part       | Colour | Type               | Width (mm) | Height (mm) | Panel Area (m <sup>2</sup> ) |
| 1               | MESSAGE    | BLACK  | Variable           |            |             |                              |
|                 | BACKGROUND | WHITE  |                    |            |             |                              |

**RB-216 Commercial Vehicles Over 4500 kg Must Inspect Brakes 500m**



| --- Colours --- |            |        | --- Dimensions --- |            |             |                              |
|-----------------|------------|--------|--------------------|------------|-------------|------------------------------|
| Comb.           | Part       | Colour | Type               | Width (mm) | Height (mm) | Panel Area (m <sup>2</sup> ) |
| 1               | MESSAGE    | BLACK  | Fixed              | 3,000      | 1,524       | 4.57                         |
|                 | BACKGROUND | WHITE  |                    |            |             |                              |

**RB-217 Commercial Vehicles Over 4500 kg Must Inspect Brakes**



| --- Colours --- |            |        | --- Dimensions --- |            |             |                              |
|-----------------|------------|--------|--------------------|------------|-------------|------------------------------|
| Comb.           | Part       | Colour | Type               | Width (mm) | Height (mm) | Panel Area (m <sup>2</sup> ) |
| 1               | MESSAGE    | BLACK  | Fixed              | 3,600      | 1,219       | 4.39                         |
|                 | BACKGROUND | WHITE  |                    |            |             |                              |