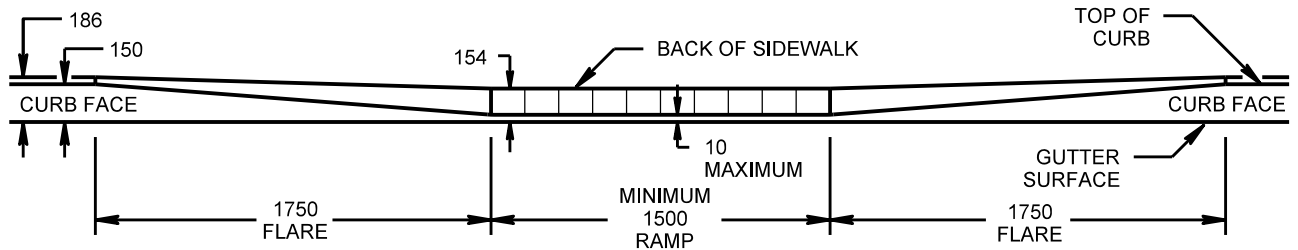
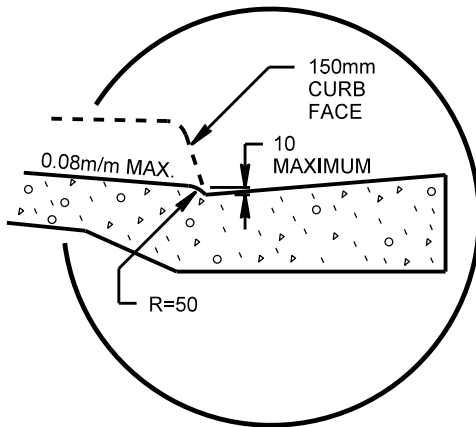


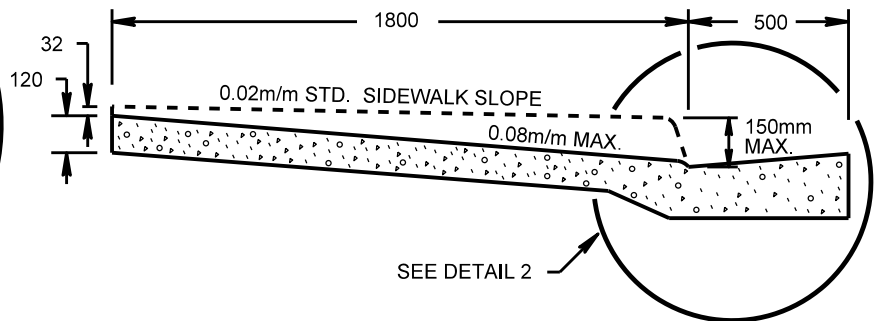
PLAN VIEW



ELEVATION



DETAIL 2



CROSS SECTION (A-A)

Notes:



1. All dimensions are in millimetres unless otherwise specified.
2. Ramps for users of wheelchairs/bicycles should be located at all junctions of crosswalks and sidewalks.
3. Grooves on sidewalk ramps are to alert persons who are visually impaired of the curb-cut and a street crossing.
4. Where crosswalks are controlled by signals with a push-button system, the sidewalks and ramps must allow access by wheelchair to the push-button.
5. Concrete sidewalks, curbs and ramps to be poured monolithically.
6. Minimum width of ramp is 1500mm. It may be necessary to build wider ramps in busy urban areas where the volume of pedestrian traffic is high.
7. Maximum ramp slope is 0.08m/m.
8. Where the sidewalk is less than 1800mm wide, the 0.08m/m maximum slope should not be exceeded and therefore the back of the sidewalk must be lowered accordingly.

⚠			Mmm dd/yy
⚠	Updated signature. Notes 9 and 10 removed.	H.C.	Mar 31/22
No.	REVISIONS	BY	DATE

Approved: _____ Executive Director Technical Standards Branch	
Date: March 31, 2022	

**CONCRETE SIDEWALK RAMP FOR
WHEELCHAIR OR BICYCLE
ON TANGENT (TYPE 1)**

Prepared By: S.L.	Checked By: H.C.	Scale: N.T.S.	CB6-4.2M86
-------------------	------------------	---------------	------------