

2004 Alberta Transportation and Trade Report

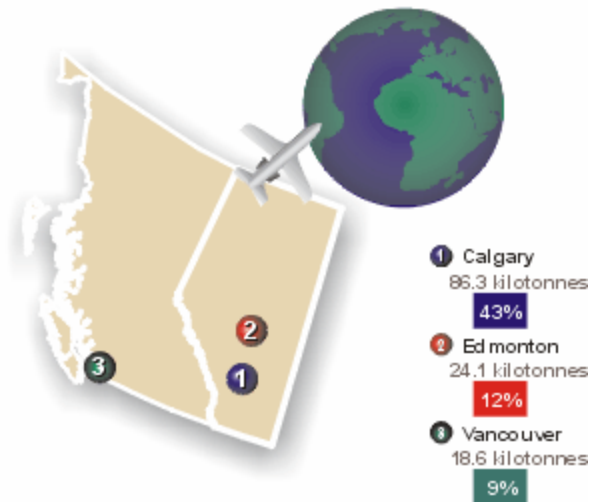
Alberta Air Trade

2004 Top 3 Gateways for Alberta International Exports by Air (ranked by value)



- Total Alberta international air exports were \$1.84 billion in 2004. Alberta air exports leave the province from a number of gateways before reaching their intended destination.
- The top 3 gateways accounted for \$1.76 billion or 95% of the total air export value.
- In 2004, by value, 65% of Alberta's international air cargo departed from Calgary and 18% from Edmonton. 11% departed from the Vancouver International Airport after being transported domestically by truck or plane.

2004 Top 3 Gateways for Alberta International Exports by Air (ranked by weight)



- Total Alberta international air exports were 137.12 kilotonnes in 2004.
- The top 3 gateways accounted for 129.00 kilotonnes or 64% of total air export volume.
- In 2004, by weight, 43% of the international air cargo departed from Calgary and 12% from Edmonton. 9% departed from the Vancouver International Airport after being transported domestically by truck or plane.
- It should be noted that an unknown proportion of Calgary's air cargo is trucked from Edmonton or other points on the Prairies due to the greater number of air carriers offering service.

2004 Alberta International Exports by Air- Top 10 Countries of Destination (ranked by value)



Rank	Country	Million \$	Value %	Rank	Country	Million \$	Value %
1	United States	653	35	6	Australia	52	3
2	United Kingdom	132	7	7	Germany	51	3
3	China	77	4	8	Japan	51	3
4	Singapore	59	3	9	United Arab Emi	44	2
5	Switzerland	56	3	10	France	42	2

- The total value of Alberta's 2004 international air exports was \$1.84 billion.
- By value, the top 10 countries of destination accounted for \$1.22 billion or 66% of Alberta's international air exports.
- The U.S. was the number one country of destination by value, with \$652.77 million or 35% of Alberta's international air export market. Countries such as the United Kingdom, China, Singapore, and Switzerland helped to diversify Alberta's air exports.

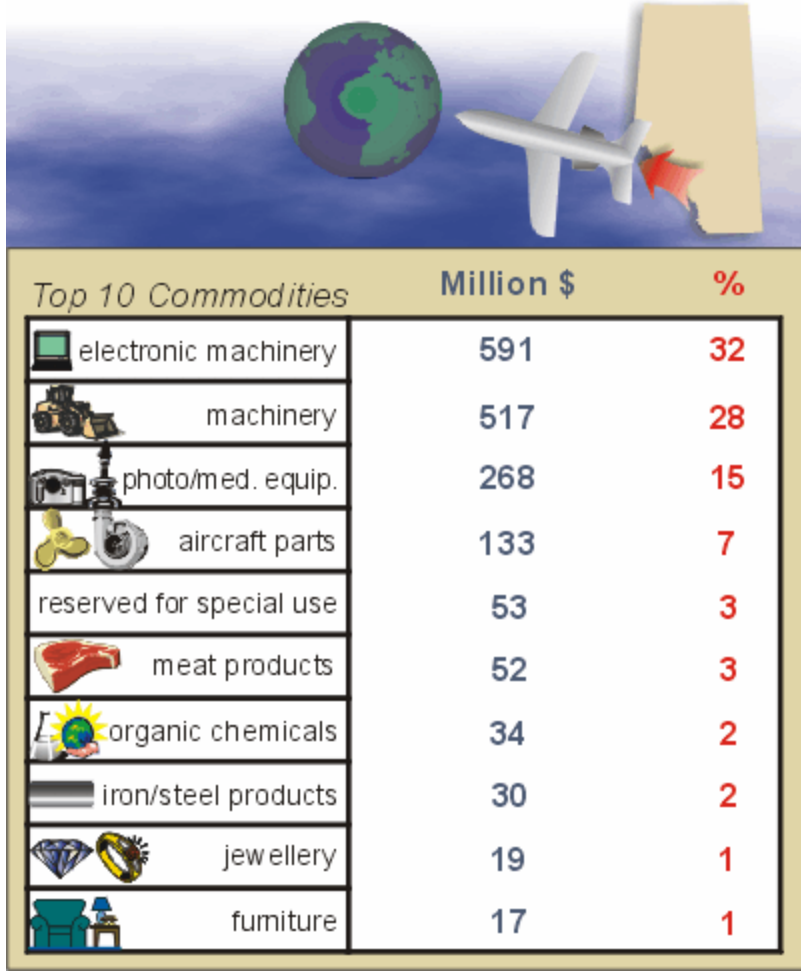
2004 Alberta International Exports by Air- Top 10 Countries of Destination (ranked by weight)



Rank	Country	Kilotonnes	Weight %	Rank	Country	Kilotonnes	Weight %
1	United States	34	25	6	Kazakhstan	4	3
2	United Kingdom	13	10	7	China	4	3
3	Japan	8	6	8	Germany	4	3
4	Australia	5	4	9	Malaysia	3	2
5	France	5	4	10	Thailand	3	2

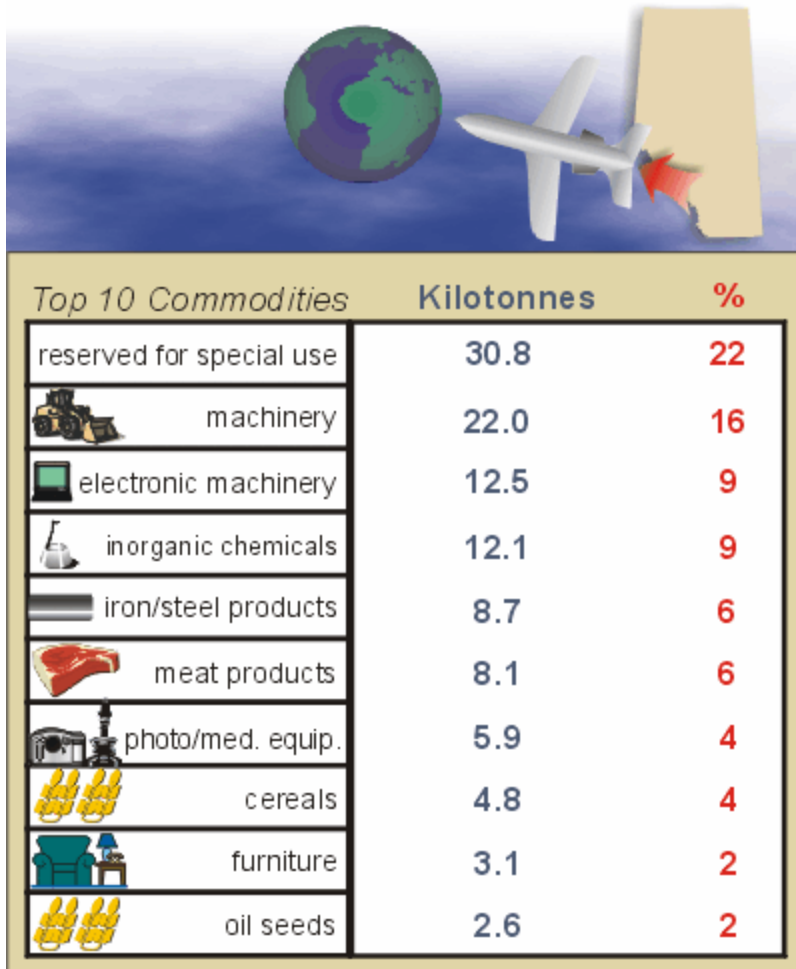
- The total volume of Alberta's 2004 international air exports was 137.12 kilotonnes.
- By weight, the top 10 countries of destination accounted for 83.27 kilotonnes or 61% of Alberta's international air exports.
- The U.S. was the number one country of destination by volume, with 33.61 kilotonnes or 25% of Alberta's international air export market. Countries such as the United Kingdom, Japan, Australia, and France helped to diversify Alberta's air exports.

**2004 Alberta International Exports by Air-
Top 10 Commodities (ranked by value)**



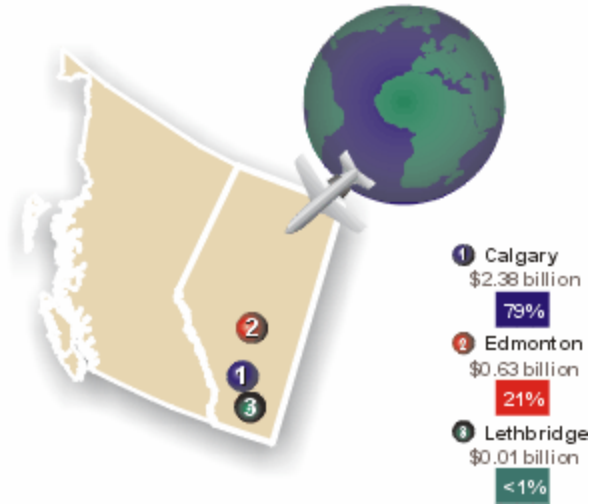
- The top 10 commodities exported to foreign countries by air accounted for \$1.71 billion or 93% of the total \$1.84 billion.
- By value, the most significant air export commodities transported were electronic and other machinery, photographic/medical equipments, and aircraft parts.
- The high value, time sensitive and fragile nature of electronics, machinery and photographic/medical equipments make air transport an ideal option for shipping.

2004 Alberta International Exports by Air- Top 10 Commodities (ranked by weight)



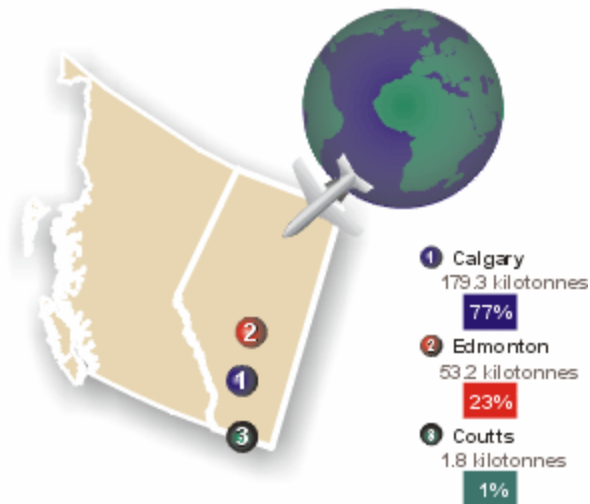
- The top 10 commodities exported to foreign countries by air accounted for 110.64 kilotonnes or 81% of the total 137.12 kilotonnes.
- By weight, the most significant air export commodities transported were special use items, electronic and other machinery, and inorganic chemicals.
- Please note that the majority of the items reserved for special use are military goods.

2004 Top 3 Gateways for Alberta International Imports by Air (ranked by value)



- Total Alberta international air imports were \$3.03 billion in 2004. Alberta air imports arrive in the province from a number of countries but clear customs at two major gateways: Calgary and Edmonton.
- The top 3 gateways accounted for \$3.02 billion or nearly 100% of the total air import value.
- By value, 79% of Alberta's international air cargo arrived at Calgary and 21% at Edmonton.

2004 Top 3 Gateways for Alberta International Imports by Air (ranked by weight)



- Total Alberta international air imports were 234.31 kilotonnes in 2004.
- The top 3 gateways accounted for 234.29 kilotonnes or nearly 100% of the total air import volume.
- By weight, 77% of Alberta's international air cargo arrived at Calgary and 23% at Edmonton.

2004 Alberta International Imports by Air - Top 10 Countries of Origin (ranked by value)



Rank	Country	Million\$	Value %	Rank	Country	Million\$	Value %
1	United States	1,908	63	6	Canada	82	3
2	United Kingdom	187	6	7	Mexico	59	2
3	Germany	129	4	8	Taiwan	53	2
4	France	89	3	9	Japan	49	2
5	China	84	3	10	Italy	48	2

- The total value of Alberta's 2004 international air imports was \$3.03 billion.
- By value, the top 10 countries of origin accounted for \$2.69 billion or 89% of Alberta's international air imports.
- The U.S. was the number one country of origin by value, with \$1.91 billion or 63% of Alberta's international air import market. Alberta also imports from countries such as the United Kingdom, Germany, France and China to increase the selection of goods in Alberta.
- Note that some Canada-originated goods, including containers, may be returned to Alberta from foreign countries. Such goods are recorded as imports by Canada Customs.

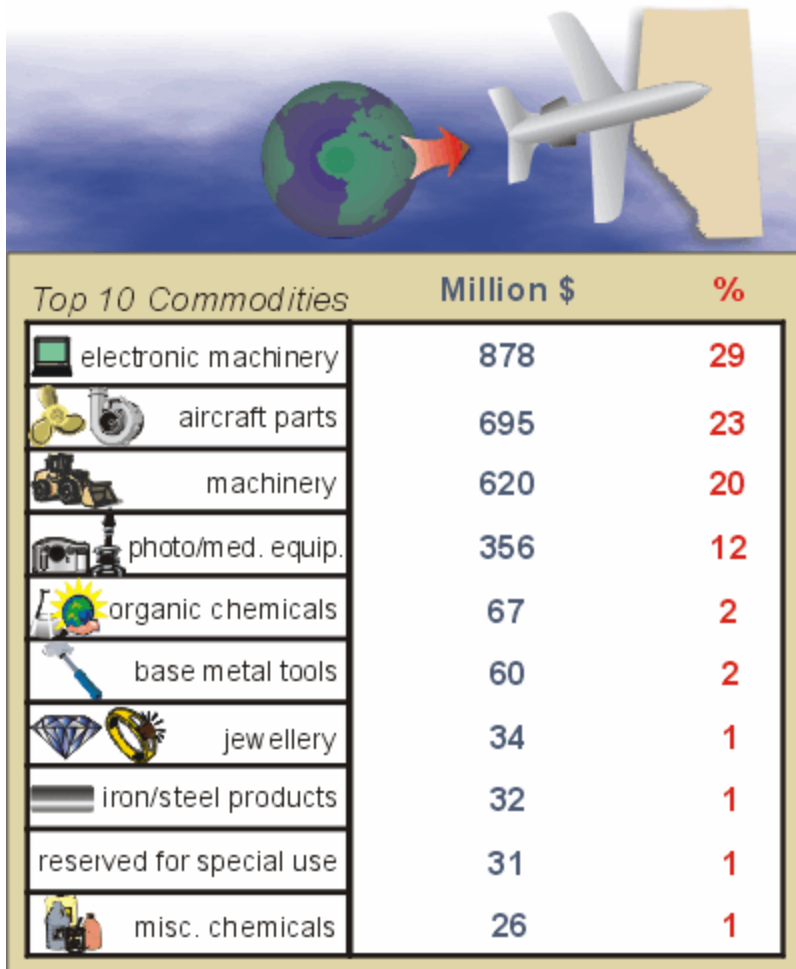
2004 Alberta International Imports by Air - Top 10 Countries of Origin (ranked by weight)



Rank	Country	Kilotonnes	Weight %	Rank	Country	Kilotonnes	Weight %
1	United States	155	66	6	China	5	2
2	United Kingdom	12	5	7	Taiwan	5	2
3	Germany	9	4	8	Italy	4	2
4	Canada	9	4	9	Japan	3	1
5	Costa Rica	8	3	10	Mexico	3	1

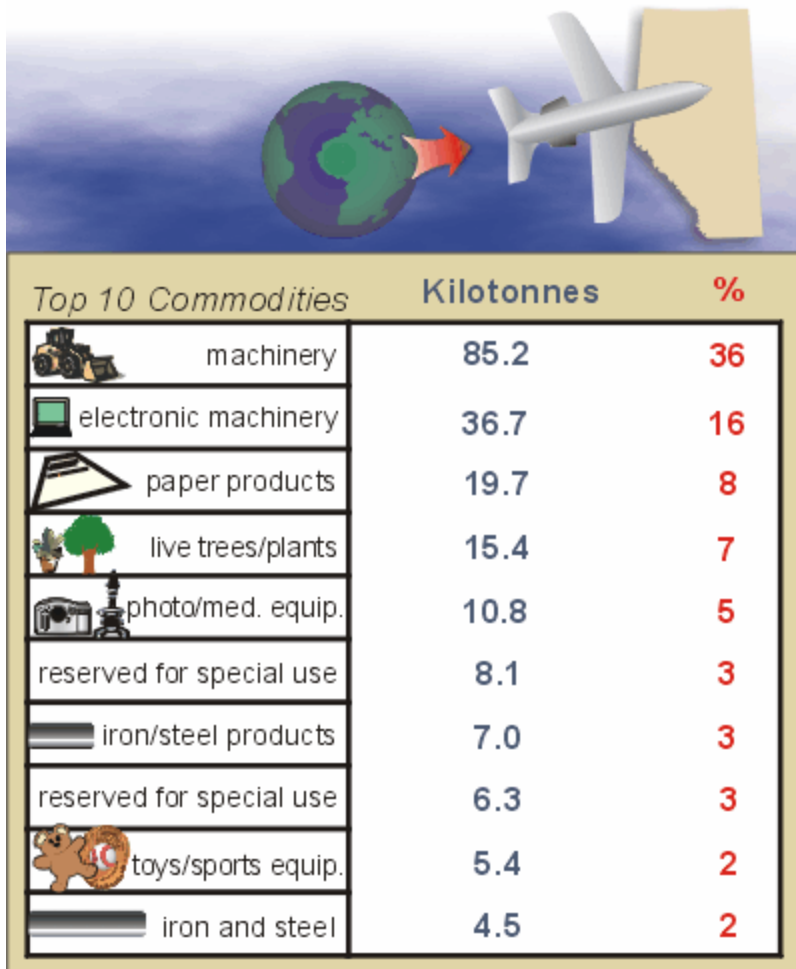
- The total volume of Alberta's 2004 international air imports was 234.31 kilotonnes.
- By weight, the top 10 countries of origin accounted for 212.34 kilotonnes or 91% of Alberta's international air imports.
- The U.S. was the number one country of origin by value, with 154.51 kilotonnes or 66% of Alberta's international air import market. Alberta also imports from countries such as the United Kingdom, Germany, Costa Rica and China to increase the selection of goods in Alberta.
- Note that some Canada-originated goods, including containers, may be returned to Alberta from foreign countries. Such goods are recorded as imports by Canada Customs.

**2004 Alberta International Imports by Air -
Top 10 Commodities (ranked by value)**



- The top 10 commodities imported from foreign countries by air accounted for \$2.80 billion or 92% of the total \$3.03 billion.
- By value, the most significant air import commodities transported were electronic machinery, aircraft parts, and machinery.

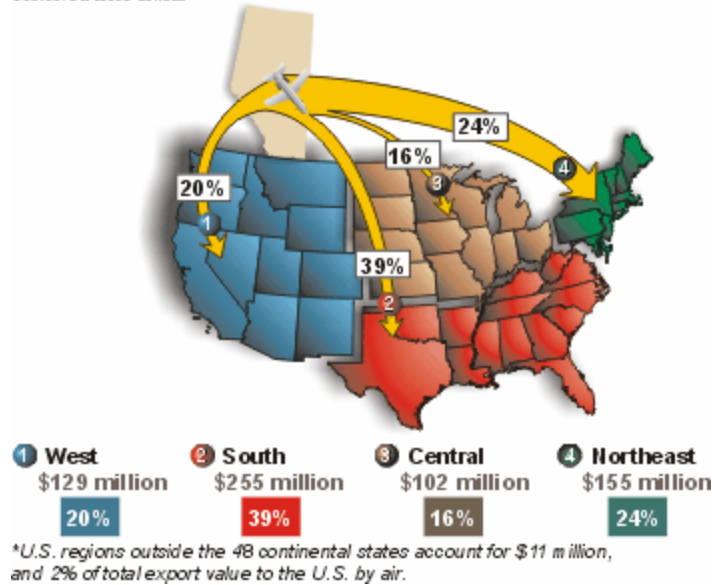
**2004 Alberta International Imports by Air -
Top 10 Commodities (ranked by weight)**



- The top 10 commodities imported from foreign countries by air accounted for 199.09 kilotonnes or 85% of the total 234.31 kilotonnes.
- By weight, the most significant air import commodities transported were electronic and other machinery, paper products, and live trees and plants.

2004 Alberta Air Exports to the U.S. by Region (value)

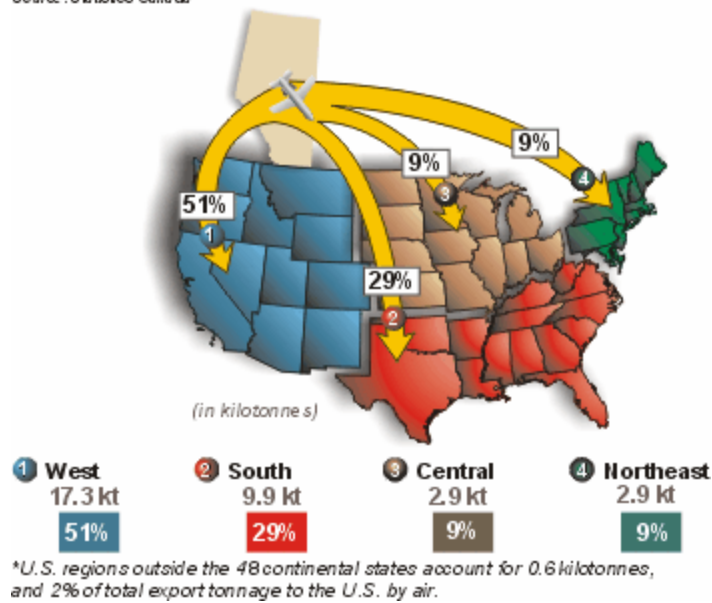
Source: Statistics Canada



- Of the \$652.77 million of exports to the U.S. by air, 39% were destined for states in the southern region, 24% for the northeastern states, and 20% for states in the western region.

2004 Alberta Air Exports to the U.S. by Region (weight)

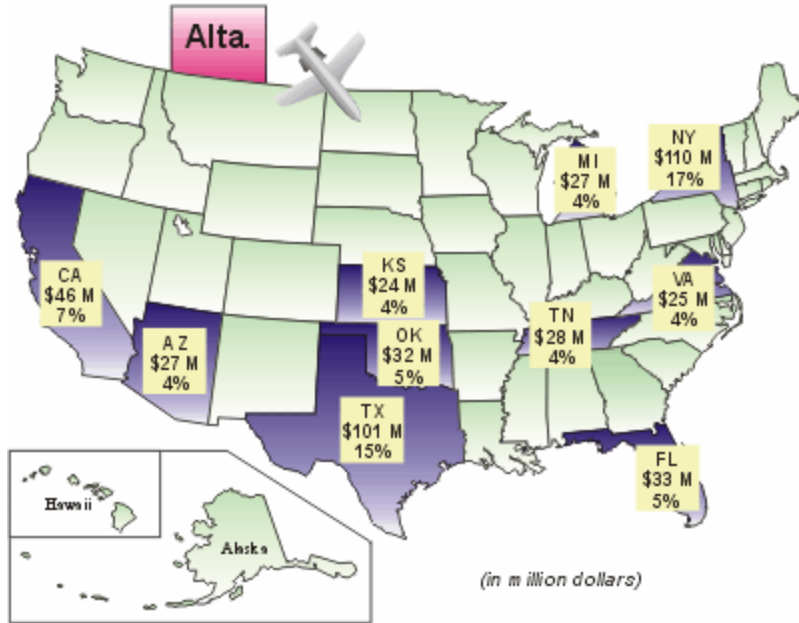
Source: Statistics Canada



- Of the 33.61 kilotonnes of exports to the U.S. by air, 51% were destined for states in the western region, 29% for the southern states, and 9% for states in the central and northeastern regions.

2004 Alberta Exports to the U.S. by Air - Top 10 States of Destination (ranked by value)

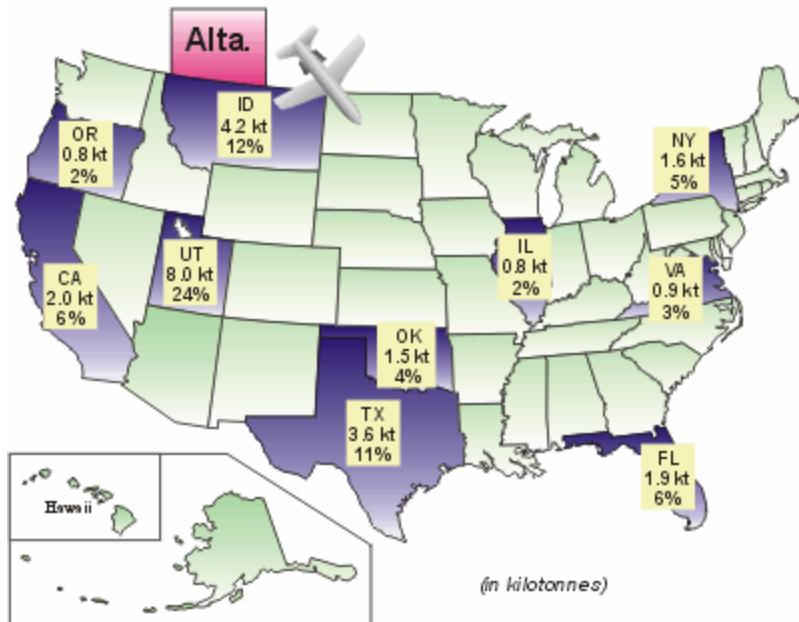
Source : Statistics Canada



- In 2004, Alberta exported \$652.77 million of goods to the U.S. by air.
- The top 10 states of destination accounted for \$453.53 million or 69% of this total.
- By value, 17% of the air exports to the U.S. destined for New York, followed by Texas 15% and California 7%.

2004 Alberta Exports to the U.S. by Air - Top 10 States of Destination (ranked by weight)

Source : Statistics Canada




- In 2004, Alberta exported 33.61 kilotonnes of goods to the U.S. by air.
- The top 10 states of destination accounted for 25.23 kilotonnes or 75% of this total.
- By weight, 24% of the air exports to the U.S. destined for Utah, followed by Idaho 12% and Texas 11%.










2004 Top 10 Commodities Alberta Exports to the U.S. by Air (ranked by value)



- The top 10 commodities exported to the U.S. by air accounted for \$619.96 million or 95% of the total \$652.77 million.
- By value, the most significant air export commodities transported to the U.S. were electronics and other machinery, photographic/medical equipments, and aircraft parts.

2004 Top 10 Commodities Alberta Exports to the U.S. by Air (ranked by weight)

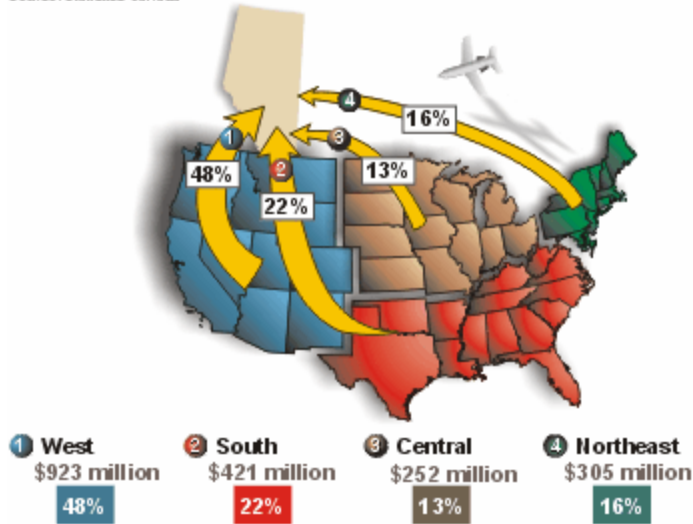


Top 10 Commodities	Kilotonnes	%
reserved for special use	13.9	41
 cereals	4.1	12
 electronic machinery	3.9	11
 machinery	3.8	11
 furniture	1.6	5
 photo/med. equip.	1.4	4
 iron/steel products	0.9	3
 publications	0.8	2
 plastics	0.5	1
 vehicle parts	0.4	1

- The top 10 commodities exported to the U.S. by air accounted for 31.24 kilotonnes or 93% of the total 33.61 kilotonnes.
- By weight, the most significant air export commodities transported to the U.S. were special use items, cereals, and electronics machinery.

2004 Alberta Air Imports from the U.S. by Region (value)

Source: Statistics Canada

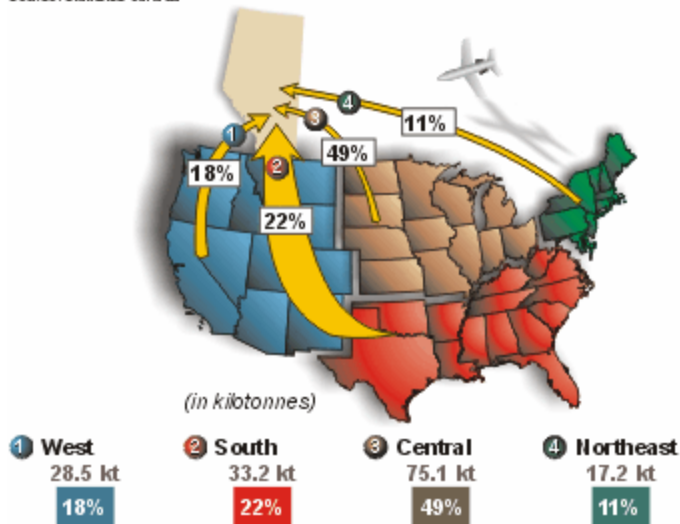


*U.S. regions outside the 48 continental states account for \$7 million, and <1% of total import value from the U.S. by air.

- Of the \$1.91 billion of imports from the U.S. by air, 48% were originated from states in the western region, 22% from the southern states, and 16% from states in the northeastern region.

2004 Alberta Air Imports from the U.S. by Region (weight)

Source: Statistics Canada

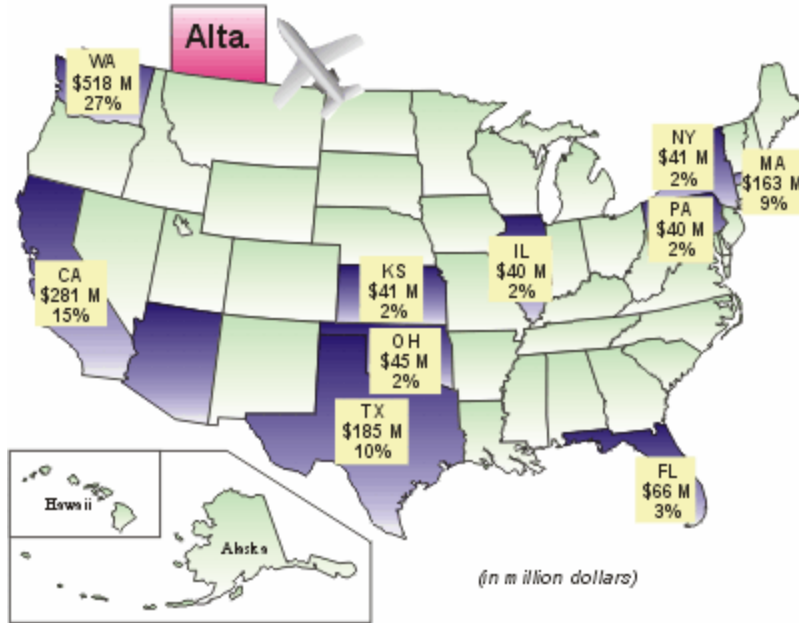


*U.S. regions outside the 48 continental states account for 0.5 kilotonnes, and <1% of total import tonnage from the U.S. by air.

- Of the 154.51 kilotonnes of imports from the U.S. to Alberta by air, 49% were originated from states in the central region, 22% from the southern states, and 18% from states in the western region.

2004 Alberta Imports from the U.S. by Air - Top 10 States of Origin (ranked by value)

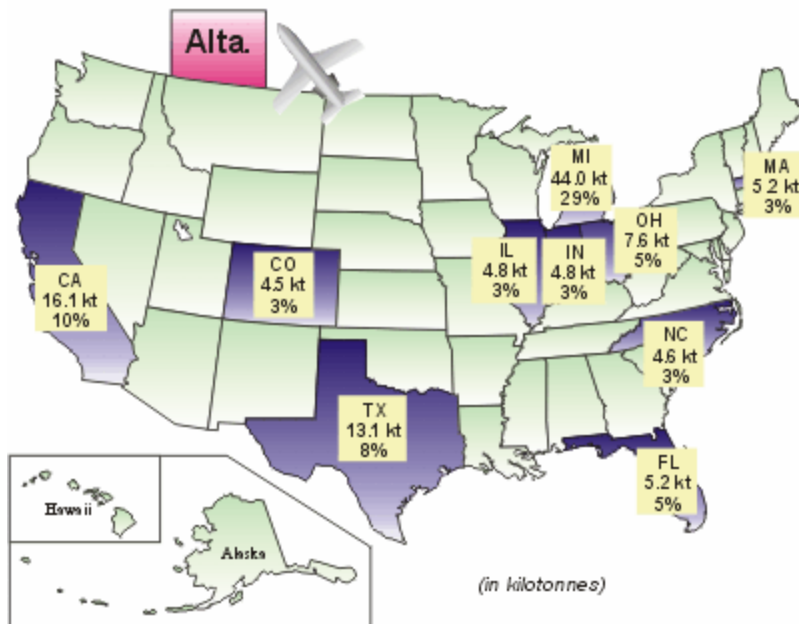
Source: Statistics Canada



- In 2004, Alberta imported \$1.91 billion of goods from the U.S. by air.
- The top 10 states of origin accounted for \$1.42 billion or 74% of this total.
- By value, 27% of the air imports from the U.S. originated from Washington State, followed by California 15% and Texas 10%.


2004 Alberta Imports from the U.S. by Air - Top 10 States of Origin (ranked by weight)

Source: Statistics Canada



- In 2004, Alberta imported 154.51 kilotonnes of goods from the U.S. by air.
- The top 10 states of origin accounted for 109.71 kilotonnes or 71% of this total.
- By weight, 29% of the air imports from the U.S. originated from Michigan, followed by California 10% and Texas 8%.

2004 Top 10 Commodities Alberta Imports from the U.S. by Air (ranked by value)



Top 10 Commodities	Million \$	%
aircraft parts	662	35
electronic machinery	427	22
machinery	396	21
photo/med. equip.	203	11
base metal tools	30	2
iron/steel products	24	1
jewellery	18	1
misc. chemicals	15	1
reserved for special use	14	1
rubber products	14	1

- The top 10 commodities imported from the U.S. by air accounted for \$1.80 billion or 95% of the total \$1.91 billion.
- By value, the most significant air import commodities transported from the U.S. were aircraft parts, electronics and other machinery, and photographic/medical equipments.

2004 Top 10 Commodities Alberta Imports from the U.S. by Air (ranked by weight)



- The top 10 commodities imported from the U.S. by air accounted for 134.93 kilotonnes or 87% of the total 154.51 kilotonnes.
- By weight, the most significant air import commodities transported from the U.S. were electronic and other machinery, paper products, and special use items.

2003 Airports Ranked by Enplaned & Deplaned Passengers, Selected Services*

Million of Passengers

Source: Air Carrier Traffic at Canadian Airports 2003 Catalogue no.51-203-X1B

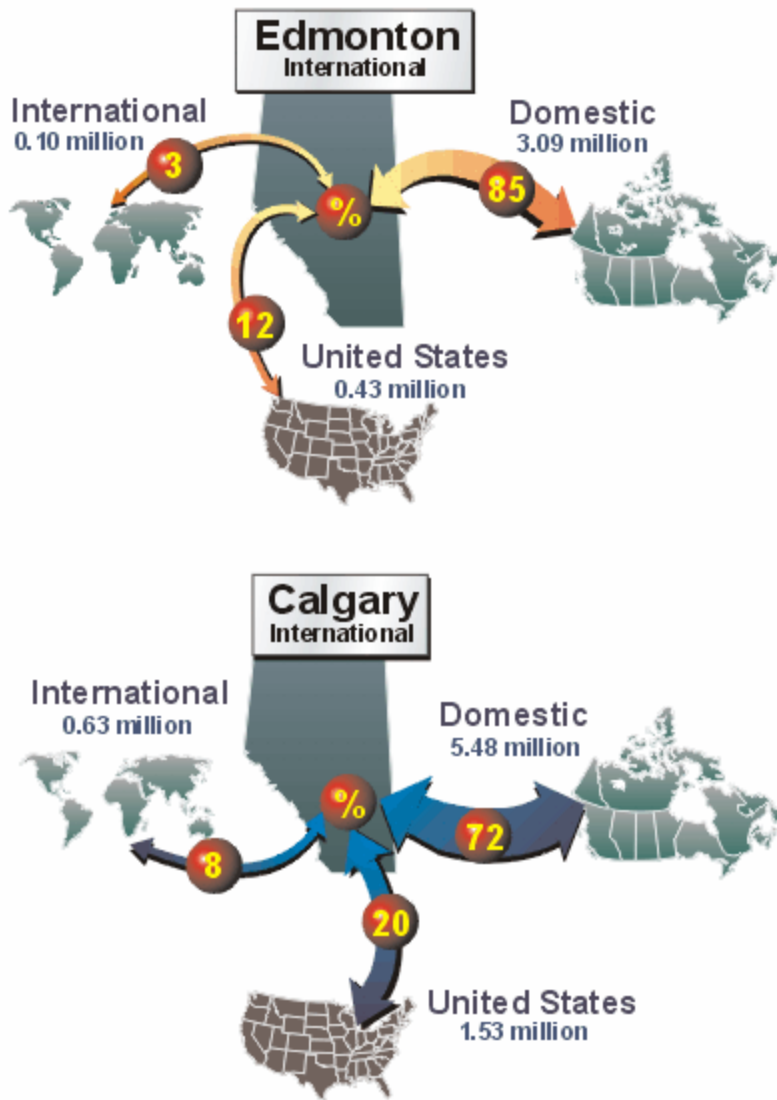
Total Passengers for 2003: 78.34 million



* Selected Services include major scheduled services, regional and local scheduled services, and major charter services by all level of carriers.

2003 Enplaned and Deplaned Passengers, by Sector

- Alberta has the advantage of two international airports; Calgary and Edmonton, that provide direct service to many North American and international cities.
- A number of regional airports connect with North American and international cities through Alberta's international airports. All airports provide important access to global locations.

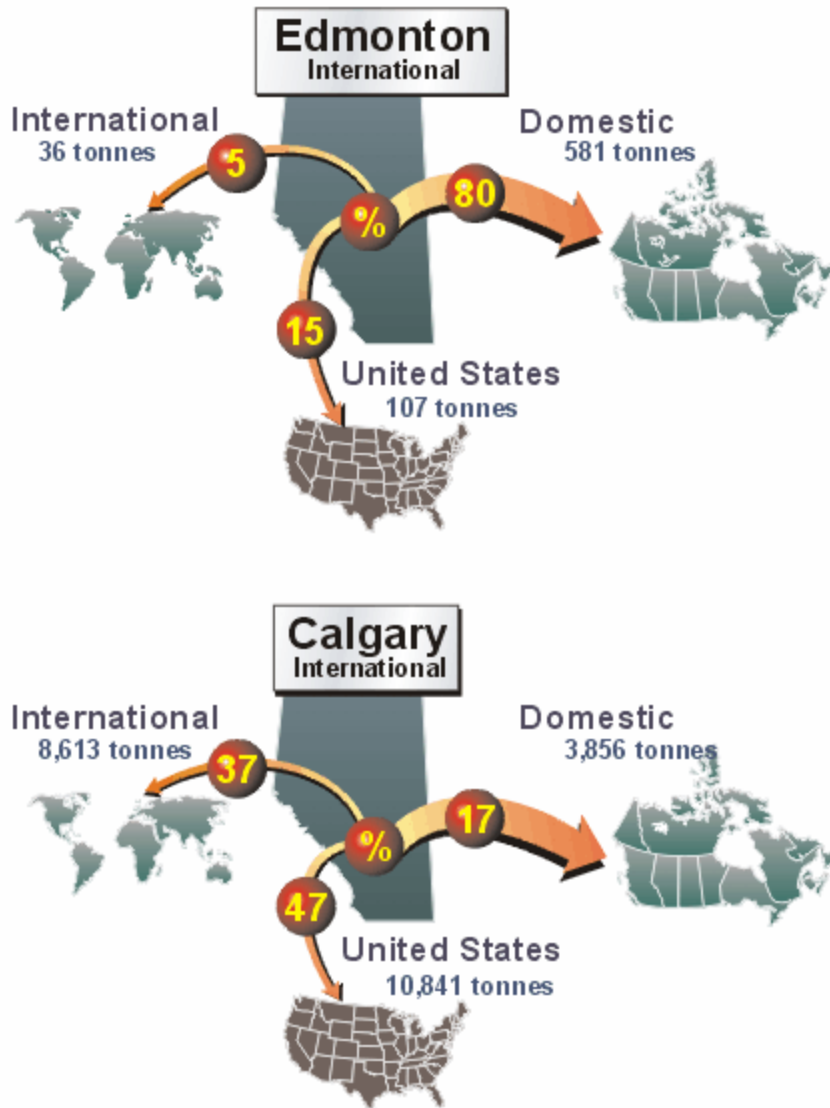


- In 2003, Edmonton International Airport reported a total of 3.62 million of enplaned and deplaned passengers.
- At the same time, Calgary International Airport reported a total of 7.64 million of enplaned and deplaned passengers.

Source: Air Carrier Traffic at Canadian Airports 2003 Catalogue no.51-203X1B

2003 Tonnage of Loaded Air Cargo*, by Sector

*On Major Scheduled & Charter Services



- In 2003, a total of 724 tonnes of cargo, destined for domestic, transborder and other international markets, were loaded at the Edmonton International Airport.
- Meanwhile, a total of 23,310 tonnes of cargo were loaded at the Calgary International Airport.
- The domestic market is the dominant market of destination for the Edmonton International Airport while the transborder market is the dominant market of destination for the Calgary International Airport.

Source: Air Carrier Traffic at Canadian Airports 2003 Catalogue no. 51-203X1B

2003 Tonnage of Unloaded Air Cargo*, by Sector

*On Major Scheduled & Charter Services



- In 2003, a total of 2,143 tonnes of cargo, originated from domestic, transborder and other international markets, were unloaded at the Edmonton International Airport.
- Meanwhile, a total of 27,373 tonnes of cargo were unloaded at the Calgary International Airport.
- The domestic market is the dominant market of origin for the Edmonton International Airport while the transborder market is the dominant market of origin for the Calgary International Airport.

Source: Air Carrier Traffic at Canadian Airports 2003 Catalogue no. 51-203X1B