





2004 Alberta Transportation and Trade Report

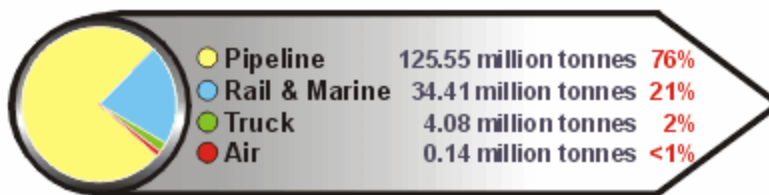
Alberta Trade Overview

2004 Alberta International Exports by Mode

Source: Statistics Canada



MODE	EXPORTS VALUE	%
Pipeline 	\$42.41 billion	64%
Rail / Marine & Intermodal 	\$15.45 billion	23%
Truck 	\$7.01 billion	11%
Air 	\$1.84 billion	3%



Note: For exports, mode of transport information represents the mode of transport by which the international boundary is crossed. This may be different from the mode of transport within Canada.

- Alberta engaged in export trade with 203 foreign countries in the year 2004.
- Alberta's international exports in 2004 were \$66.72 billion. Products shipped by pipeline accounted for \$42.41 billion or 64% of Alberta's total exports. The remaining value of international exports travelled to markets by rail, marine, road and air.
- Since Alberta is an inland province, large volume of goods are moved to and from ports by rail. Intermodal transportation utilizes two or more transportation modes for transporting freight. Container movement is a good example of intermodal transportation.
- By weight, Alberta's international exports totalled 164.18 million tonnes. 76% of the volume contributed by pipeline exports.

2004 Alberta International Exports - Top 10 Countries of Destination (ranked by value)



Rank	Country	Million\$	Value %	Rank	Country	Million\$	Value %
1	United States	59,389	89	6	United Kingdom	293	<1
2	China	1,378	2	7	Netherlands	215	<1
3	Japan	1,235	2	8	Belgium	206	<1
4	Mexico	655	1	9	Taiwan	175	<1
5	S. Korea	365	1	10	Italy	146	<1

- The total value of Alberta's 2004 international exports was \$66.72 billion.
- By value, the top 10 countries of destination accounted for \$64.06 billion or 96% of Alberta's international exports.
- The U.S. was Alberta's primary export market measured by both value and volume of goods traded. \$59.39 billion or 89% of Alberta goods were sold to U.S. markets in 2004.

2004 Alberta International Exports - Top 10 Countries of Destination (ranked by weight)







Rank	Country	Kilotonnes	Weight %	Rank	Country	Kilotonnes	Weight %
1	United States	151,125	92	6	Brazil	426	<1
2	China	3,125	2	7	Italy	326	<1
3	Japan	3,001	2	8	Indonesia	319	<1
4	Mexico	1,304	1	9	Philippines	286	<1
5	S. Korea	581	<1	10	Cuba	241	<1

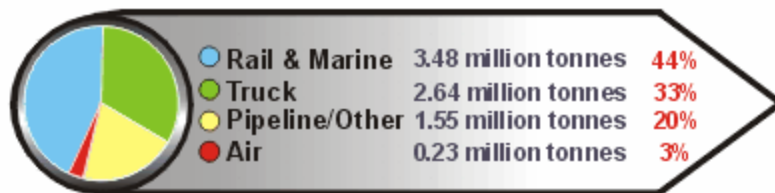
- The total volume of Alberta's 2004 international exports was 164.18 million tonnes.
- By weight, the top 10 countries of destination accounted for 160.73 million tonnes or 98% of Alberta's international exports.
- 151.12 million tonnes or 92% of Alberta goods were sold to U.S. markets in 2004.

2004 Alberta International Imports by Mode

Source: Statistics Canada



MODE	IMPORTS VALUE	%
Truck 	\$6.22 billion	46%
Rail / Marine & Intermodal 	\$3.71 billion	27%
Air 	\$3.03 billion	22%
Pipeline 	\$0.62 billion	5%



- Alberta's international imports in 2004 were \$13.58 billion. Products shipped by truck accounted for \$6.22 billion or 46% of Alberta's total exports. The remaining value of international imports travelled from markets by rail, marine, air and pipeline.
- Since Alberta is an inland province, large volume of goods are moved to and from ports by rail. Intermodal transportation utilizes two or more transportation modes for transporting freight. Container movement is a good example of intermodal transportation.
- By weight, Alberta's international imports totalled 7.91 million tonnes. 44% of the volume contributed by rail/marine and intermodal imports.

2004 Alberta International Imports - Top 10 Countries of Origin (ranked by value)



Rank	Country	Million \$	Value %	Rank	Country	Million \$	Value %
1	United States	9,586	71	6	Italy	209	1
2	China	596	4	7	France	196	1
3	Mexico	538	3	8	Canada	170	1
4	United Kingdom	366	2	9	Malaysia	154	1
5	Germany	293	2	10	Japan	151	1

- The total value of Alberta's 2004 international imports was \$13.58 billion.
- By value, the top 10 countries of origin accounted for \$12.26 billion or 90% of Alberta's international imports.
- The U.S. was Alberta's primary import market measured by both value and volume of goods traded. \$9.59 billion or 71% of Alberta goods were purchased from U.S. markets in 2004.
- Note that some Canada originated goods, including containers, may be returned to Alberta from foreign countries. Such goods are recorded as imports by Canada Customs.

2004 Alberta International Imports - Top 10 Countries of Origin (ranked by weight)







Rank	Country	Kilotonnes	Weight %	Rank	Country	Kilotonnes	Weight %
1	United States	6,784	86	6	United Kingdom	51	1
2	China	224	3	7	France	37	<1
3	Mexico	154	2	8	Brazil	33	<1
4	Italy	122	2	9	Guatemala	31	<1
5	Germany	68	1	10	Taiwan	30	<1

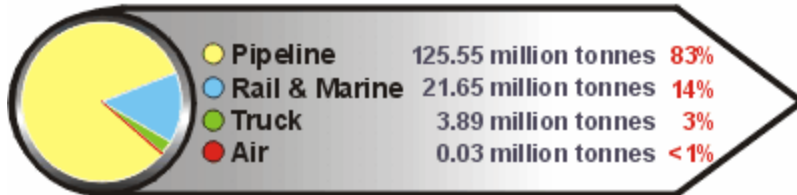
- The total volume of Alberta's 2004 international imports was 7.91 million tonnes.
- By weight, the top 10 countries of origin accounted for 7.54 million tonnes or 95% of Alberta's international imports.
- 6.78 million tonnes or 86% of Alberta goods were purchased from the U.S. markets in 2004.

2004 Alberta Exports to the U.S. by Mode

Source: Statistics Canada



MODE	EXPORTS VALUE	%
Pipeline 	\$42.41 billion	71%
Rail / Marine & Intermodal 	\$9.93 billion	17%
Truck 	\$6.39 billion	11%
Air 	\$0.65 billion	1%







- Alberta - U.S. international trade continues to be the province's dominant economic relationship. In 2004, about 90% of Alberta's export value as well as volume were attributable to this trade relationship.

2004 Alberta Imports from the U.S. by Mode

Source: Statistics Canada



MODE	IMPORTS VALUE	%
Truck 	\$4.81 billion	50%
Rail / Marine & Intermodal 	\$2.28 billion	24%
Air 	\$1.91 billion	20%
Pipeline 	\$0.60 billion	6%

- Alberta - U.S. international trade continues to be the province's dominant economic relationship. In 2004, 71% of Alberta's import value and 86% of the import volume was attributable to this trade relationship.

