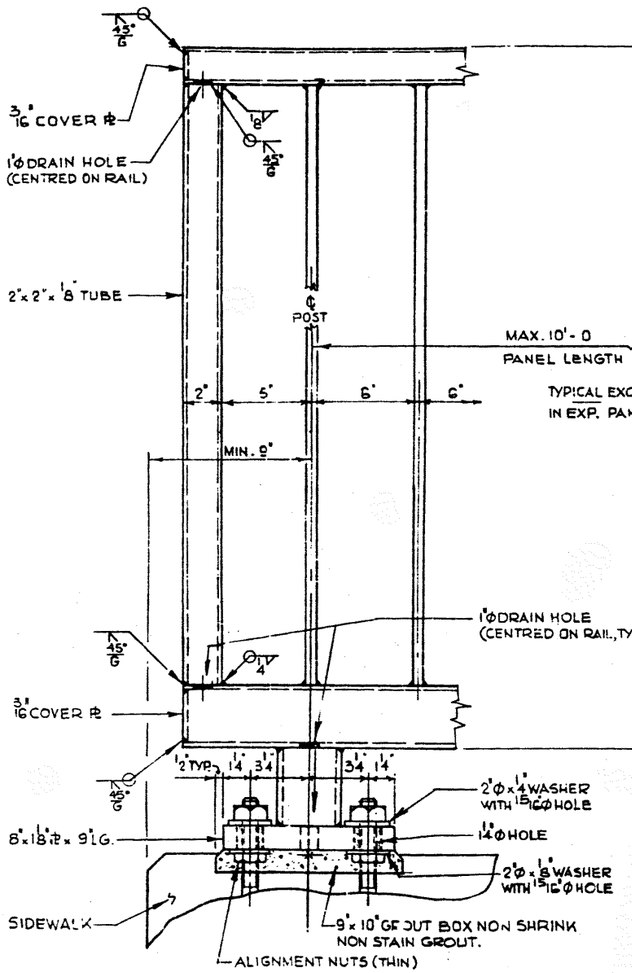

END DETAIL

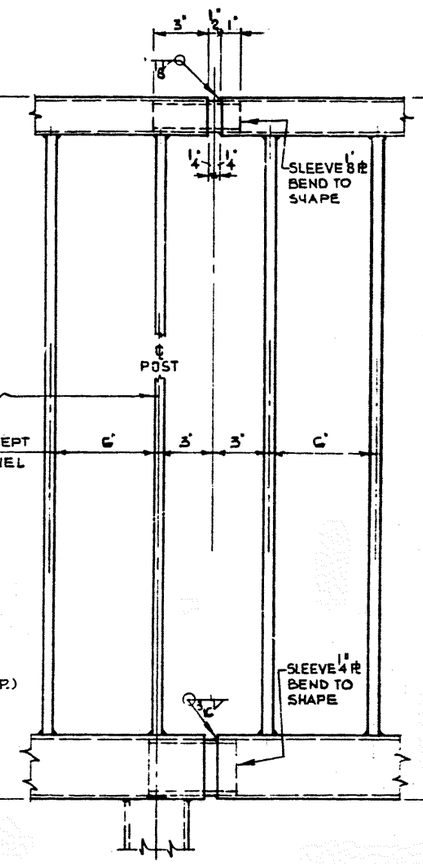

FIELD SPLICE

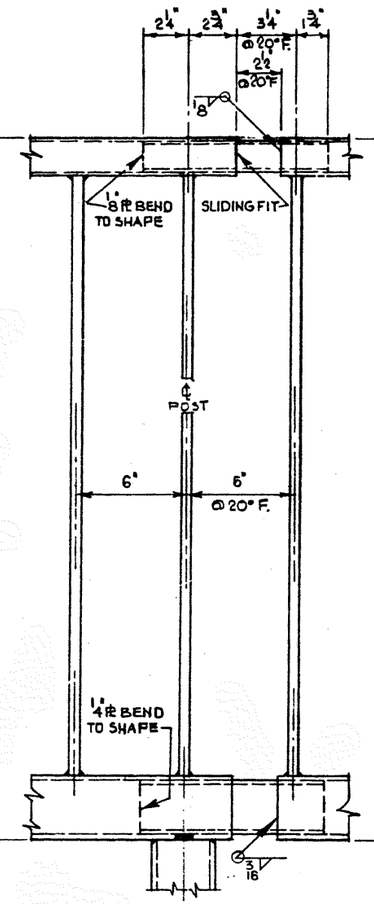

EXPANSION JOIN

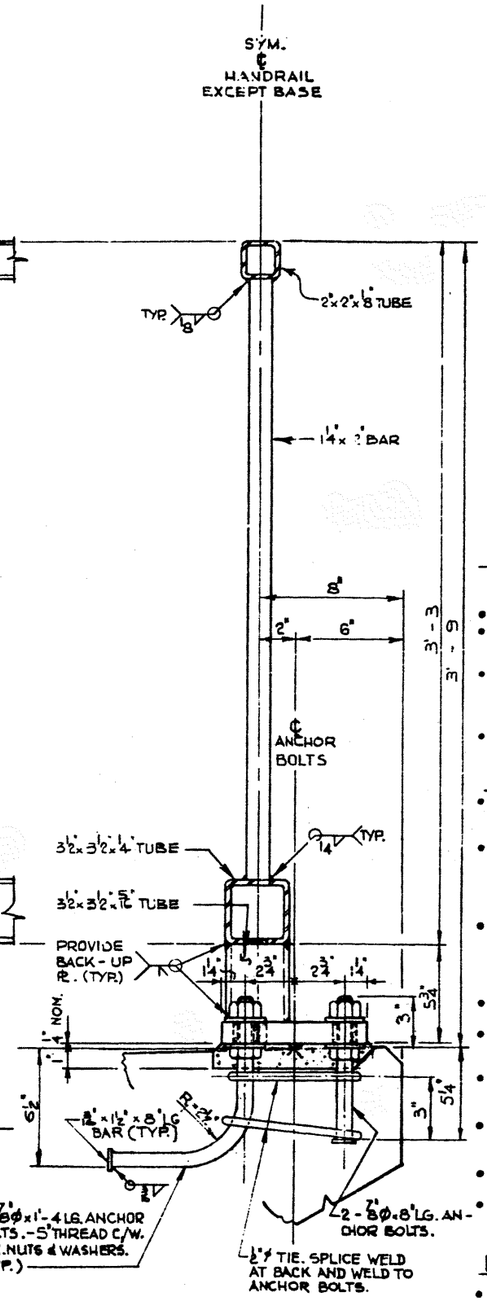

SECTION

GENERAL NOTES:

DESIGN

- AASHO 1969 SPECIFICATIONS EXCEPT LOADING.
- LOADING IS IN ACCORDANCE WITH THE NATIONAL BUILDING CODE OF CANADA 1970, SECTION 4.1.8.1
- HORIZONTAL LOAD – 150 LB. LIN. FT. APPLIED AT TOP RAIL.
  VERTICAL LOAD — 100 LB. LIN. FT. APPLIED AT TOP RAIL.
- HORIZONTAL AND VERTICAL LOADS ARE APPLIED SEPARATELY.

FABRICATION.

- ALL REQUIREMENTS OF BRIDGE BRANCH SPEC'S. FOR THE SUPPLY OF STRUCTURAL STEEL FOR BRIDGES (SPEC. NO. 187-G4) SHALL BE MET.
- ALL STEEL SHALL CONFORM TO THE CURRENT A.S.T.M. SPEC. A36 OR C.S.A. SPEC. G40.12 EXCEPT STRUCTURAL TUBING SHALL CONFORM TO A.S.T.M. A-500B AND ANCHOR BOLTS SHALL CONFORM TO A.S.T.M. A-307.
- ALL MATERIALS SHALL BE HOT DIP GALVANIZED AFTER FABRICATION IN ACCORDANCE WITH THE FOLLOWING A.S.T.M. SPECIFICATIONS:
  RAILING AND POSTS.....A123.
  BOLTS AND ANCHOR BOLT ASSEMBLIES.....A153.
- ALL EXPOSED CUT TUBE ENDS SHALL BE GROUND SMOOTH.
- RAIL SECTIONS SHALL BE FABRICATED IN LENGTH NOT EXCEEDING 30 FT. BUT WHERE POSSIBLE CONTINUOUS OVER AT LEAST 3 POSTS.
- AT LEAST 2 POSTS REQUIRED IN RAIL SECTION EITHER SIDE OF AN EXPANSION JOINT, EG. AT ENDS OF BRIDGE.
- BRIDGE TO BE CONSIDERED LEVEL FOR HANDRAIL FABRICATION UNLESS THE ROADWAY GRADE EXCEEDS 1%.
- BARS & POSTS TO BE VERTICAL FOR ROADWAY GRADES OVER 1%.
- POST BASE PLATE TO BE PLACED ON BEVEL FOR ROADWAY GRADES OVER 2%.

ERECTION:

- ALL DIMENSIONS ARE MEASURED PARALLEL TO TOP OF CURB AND ALONG CENTRELINE OF ANCHOR BOLT ASSEMBLIES.
- LINE AND ELEVATION [illegible] TO BE SET [illegible] INSTRUMENT.

SUPERSEDED

(1)

NO.	DATE	DESCRIPTION	BY
4			
3			
2			
1			
0			

REVISIONS

APPROVED

CHIEF BRIDGE ENGINEER

DATE March 19, 1973

PROVINCE OF ALBERTA
DEPARTMENT OF HIGHWAYS AND TRANSPORT
BRIDGE BRANCH

VERTICAL BAR TYPE HANDRAIL

DESIGNED	DRAWN BY	DATE	CHECKED BY	DATE	STREAM	LOCATION	HWY. NO.	SCALE	FILE NO.	SHEET	DWG. NO.
R.W. KORNELSEN	P. SZOTS	NOV. 1972		MAR. 73				3" = 1'-0	17	OF	S-1081