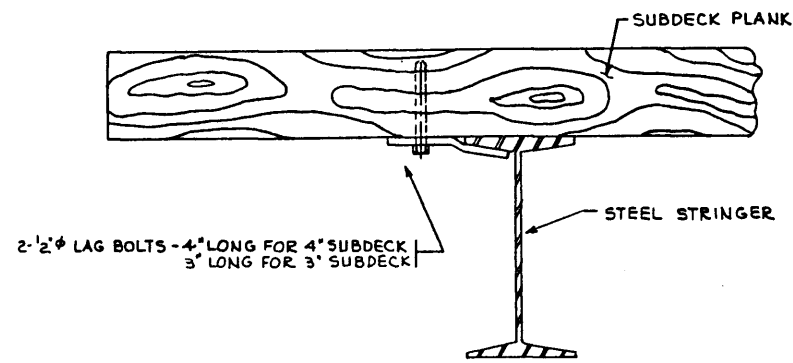
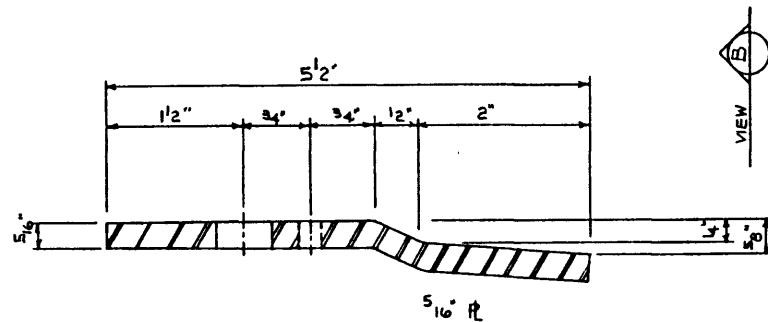


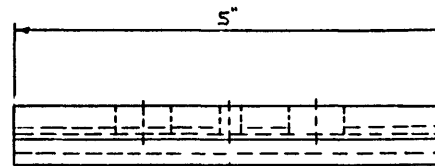
PLATE CLIP
FULL SIZE



CLIP ATTACHMENT
1/4" x 1"



SECTION A
FULL SIZE



VIEW B
FULL SIZE

GENERAL NOTES :

- ALL STRUCTURAL STEEL SHALL CONFORM TO ASTM A36 OR CSA G40.12.
- ALL REQUIREMENTS OF THE BRIDGE BRANCH SPECIFICATION FOR THE SUPPLY OF STRUCTURAL STEEL FOR BRIDGES (SPECIFICATION NO. B187-77) SHALL BE MET.
- SHOP PAINT SHALL CONFORM TO CGSB SPECIFICATION 1-GP-166A TYPE III AND SHALL HAVE A DRY THICKNESS OF 1.5 TO 2.5 MILS.
- PAINTING SHALL NOT COMMENCE UNTIL APPROVAL OF THE CLEANING HAS BEEN OBTAINED FROM THE ENGINEER.

THIS DRAWING SUPERSEDES DRAWING NO. S-1083-73

<table border="1"> <tr> <td>APPROVED</td> <td></td> </tr> <tr> <td>T.B.</td> <td>CHIEF BRIDGE ENGINEER</td> </tr> </table>				APPROVED		T.B.	CHIEF BRIDGE ENGINEER	Alberta HIGHWAYS AND TRANSPORT BRIDGE BRANCH			
APPROVED											
T.B.	CHIEF BRIDGE ENGINEER										
REVISIONS				PLATE CLIP FOR TIMBER SUBDECK							
DESIGNED	DRAWN BY	DATE	CHECKED BY	DATE	STREAM	LOCATION	HWY. NO.	SCALE SHOWN	FILE NO.	SHEET	DWG. NO.
T. BELKE	S. HENDERSON	NOV. 1975							92	92	S-1133