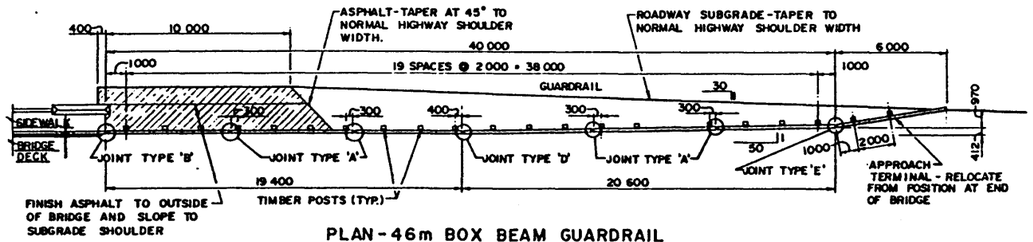

PLAN-46m BOX BEAM GUARDRAIL
SCALE: 1:150

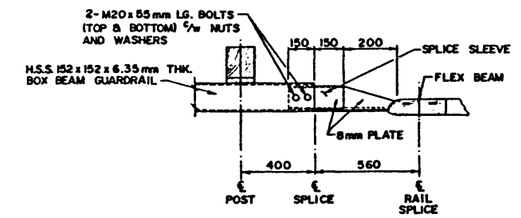

1 DETAIL-SPLICE
SCALE: 1:15

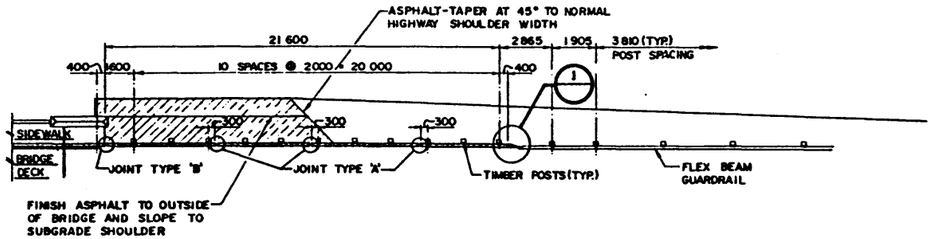

PLAN-22m BOX BEAM GUARDRAIL TO FLEX BEAM GUARDRAIL
SCALE: 1:150

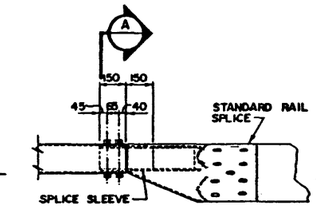

ELEVATION-SPLICE
SCALE: 1:15

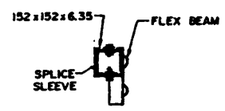

A SECTION
SCALE: 1:15

NOTE:
REFER TO DWG. S-1469 FOR BOX BEAM DETAILS, APPROACH RAIL DETAILS AND JOINT TYPE DETAILS

METRIC

Boiler Parish Trimble Ltd CONSULTING ENGINEERS			ALBERTA TRANSPORTATION BRIDGE AND STRUCTURAL ENGINEERING BRANCH	B.P.T. No. 109-6-150.
DATE	DWN. BY	DES'D. BY	KANANASKIS COUNTRY BRIDGES	DWG. No.
FEB., 1982	G.J.P.	S.D.S.	STANDARD APPROACH RAILS	S-1470

REV	DATE	REVISIONS	BY
1	96-05-31	ORIGINAL TRACING CUT INTO THIS SHEET	VGB

APPROVED
EXECUTIVE DIRECTOR BRIDGE ENGINEERING
DATE

Alberta TRANSPORTATION AND UTILITIES
BRIDGE ENGINEERING BRANCH

KANANASKIS COUNTRY BRIDGES
STANDARD APPROACH RAILS

DESIGNED	DRAWN	DATE	CHECKED	DATE	STREAM	LOCATION	HIGHWAY	FILE	SHEET	DRAWING
									of	S-1470