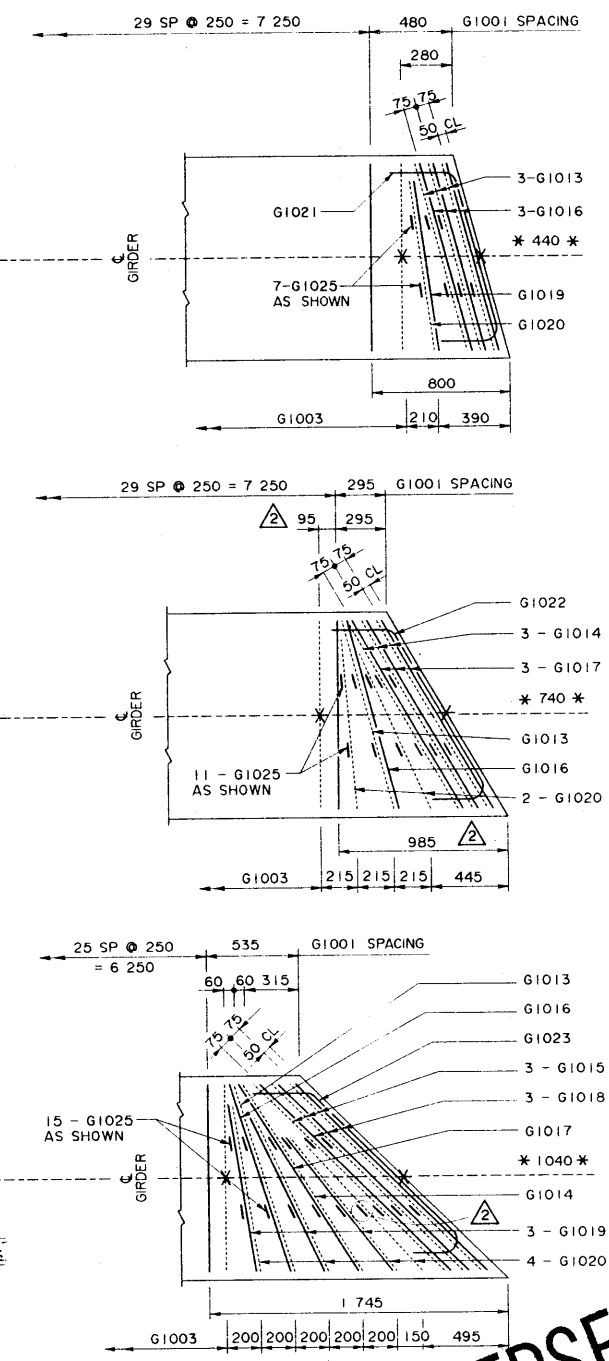


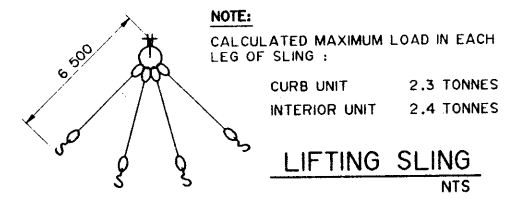
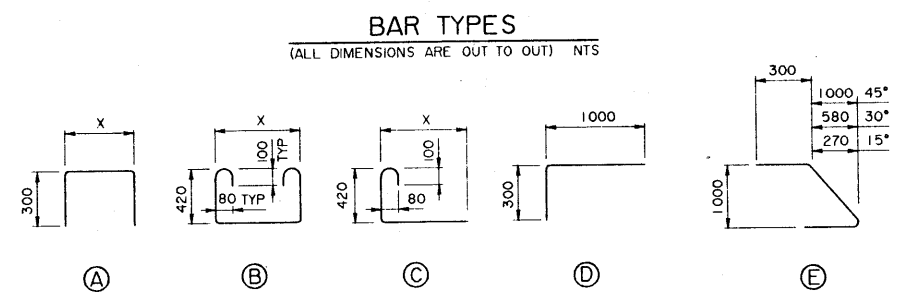
NOTE:

- SHIFT SLAB BARS TO CLEAR LIFTING HOOK POCKETS WHERE REQUIRED.
- SLAB BARS NOT DIMENSIONED ARE TIGHT AGAINST ADJACENT STIRRUP.
- USE THIS ϕ DIMENSION TO IDENTIFY THIS STIRRUP (*) IN THE STIRRUP SERIES FOR A SQUARE ENDED UNIT.



BAR LIST: — INTERIOR SKEWED GIRDER — EXTRA BARS FOR 2 ENDS

MARK	SIZE	TYPE	X	Y	LENGTH	15° SKEW		30° SKEW		45° SKEW	
						NO	MASS	NO	MASS	NO	MASS
G1013	10	B	1 165		2 260	6	11	2	4	2	4
G1014	10	B	1 300		2 390			6	11	2	4
G1015	10	B	1 590		2 680					6	13
G1016	10	A	1 165		1 765	6	8	2	3	2	3
G1017	10	A	1 300		1 900			6	9	2	3
G1018	10	A	1 590		2 190					6	10
G1019	10	D			1 280	2	2			6	6
G1020	10	C	1 000		1 520	2	2	4	5	8	9
G1021	10	E			1 585	2	2				
G1022	10	E			1 705			2	3		
G1023	10	E			1 965					2	3
G1025	10	C	120		670	14	7	22	12	30	16
TOTAL						kg	32	47	71		



INTERIOR GIRDER REINFORCING BARS
1:20

- SKEWS ARE SHOWN RIGHT HAND FORWARD
- LEFT HAND SKEWS ARE OPPOSITE AS SHOWN.

SUPERSEDED

DESIGNED		DRAWN		DATE		CHECKED		DATE		STREAM		LOCATION		HIGHWAY		FILE		SHEET		DRAWING	
LEA		VMV		93-08-19		SBD												3 OF 4		S-1564	

APPROVED

EXECUTIVE DIRECTOR
BRIDGE ENGINEERING

DATE PRELIM

Albarta TRANSPORTATION AND UTILITIES
BRIDGE ENGINEERING BRANCH

PRESTRESSED CONCRETE
8.53 m TYPE SC-510
INTERIOR AND CURB GIRDER LAYOUTS

