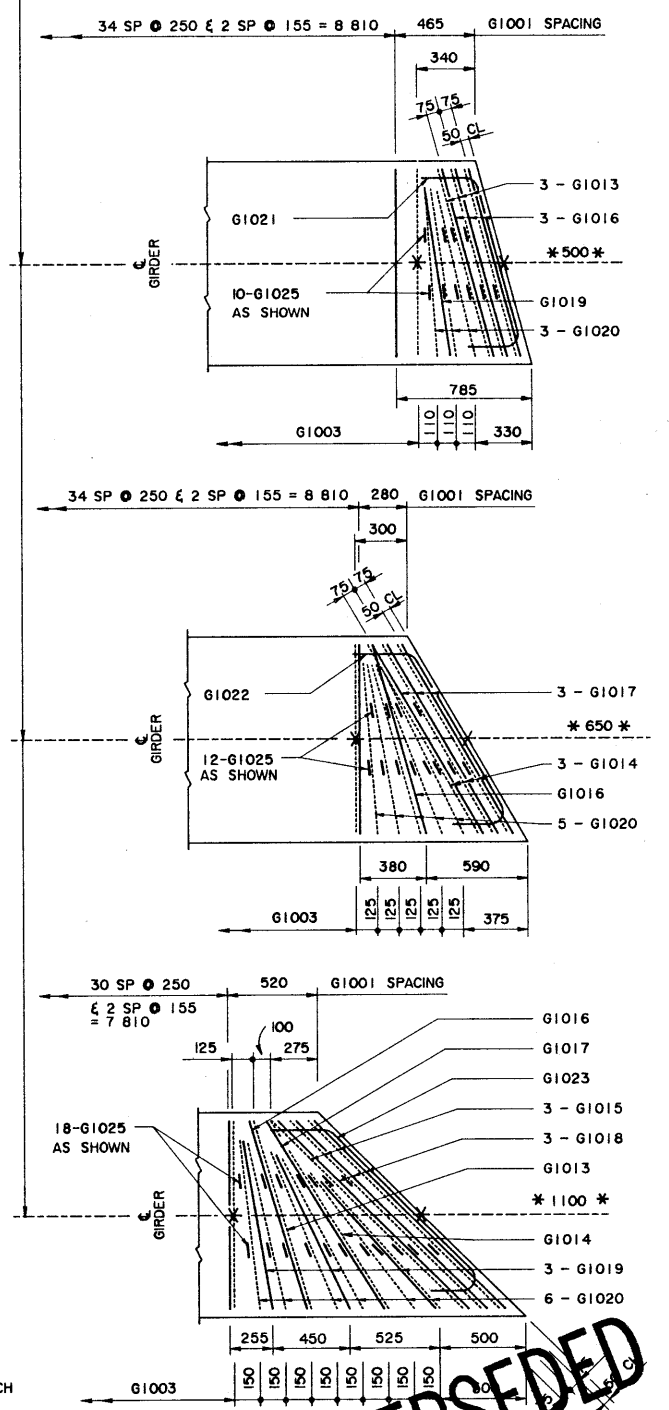


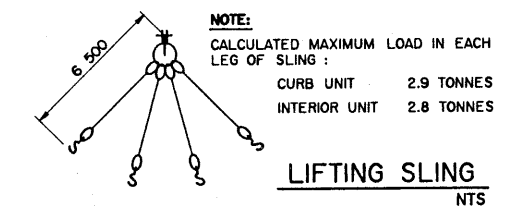
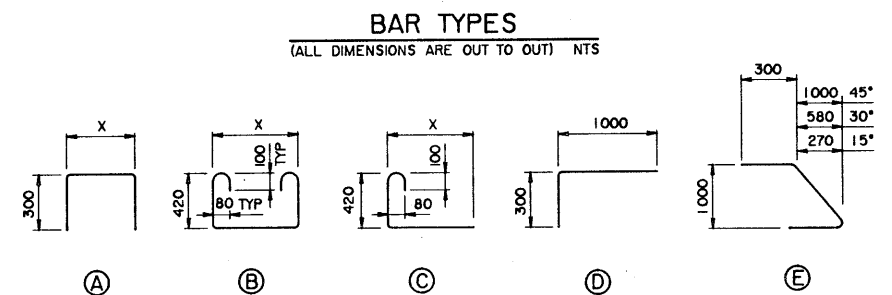
NOTE:
 • SHIFT SLAB BARS TO CLEAR LIFTING HOOK POCKETS WHERE REQUIRED.
 • SLAB BARS NOT DIMENSIONED ARE TIGHT AGAINST ADJACENT STIRRUP.
 • USE THIS ϵ DIMENSION TO IDENTIFY THIS STIRRUP (*) IN THE STIRRUP SERIES FOR A SQUARE ENDED UNIT.



INTERIOR GIRDER REINFORCING BARS
 • SKEWS ARE SHOWN RIGHT HAND FORWARD.
 • LEFT HAND SKEWS ARE OPPOSITE AS SHOWN. ①

BAR LIST: —INTERIOR SKEWED GIRDER— EXTRA BARS FOR 2 ENDS

MARK	SIZE	TYPE	X	Y	LENGTH	15° SKEW		30° SKEW		45° SKEW	
						NO	MASS	NO	MASS	NO	MASS
G1013	10	B	1 165		2 260	6	11			2	4
G1014	10	B	1 300		2 390			6	11	2	4
G1015	10	B	1 590		2 680					6	13
G1016	10	A	1 165		1 765	6	8	2	3	2	3
G1017	10	A	1 300		1 900			6	9	2	3
G1018	10	A	1 590		2 190					6	10
G1019	10	D			1 280	2	2			6	6
G1020	10	C	1 000		1 520	6	7	10	12	12	14
G1021	10	E			1 585	2	2				
G1022	10	E			1 705			2	3		
G1023	10	E			1 965					2	3
G1025	10	C	120		670	20	11	24	13	36	19
TOTAL kg						41		51		79	



SUPERSEDED

DESIGNED		DRAWN		DATE		CHECKED		DATE		STREAM		LOCATION		HIGHWAY		FILE		SHEET		DRAWING	
LEA		VMV		93-08-23														3 of 4		S-1570	

APPROVED
 EXECUTIVE DIRECTOR
 BRIDGE ENGINEERING
 DATE: PRELIM

Albarta TRANSPORTATION AND UTILITIES
 BRIDGE ENGINEERING BRANCH

PRESTRESSED CONCRETE
 10.06 m TYPE SC-510
 INTERIOR AND CURB GIRDER LAYOUTS

AT & U - RECORDS CENTRE
 7284719