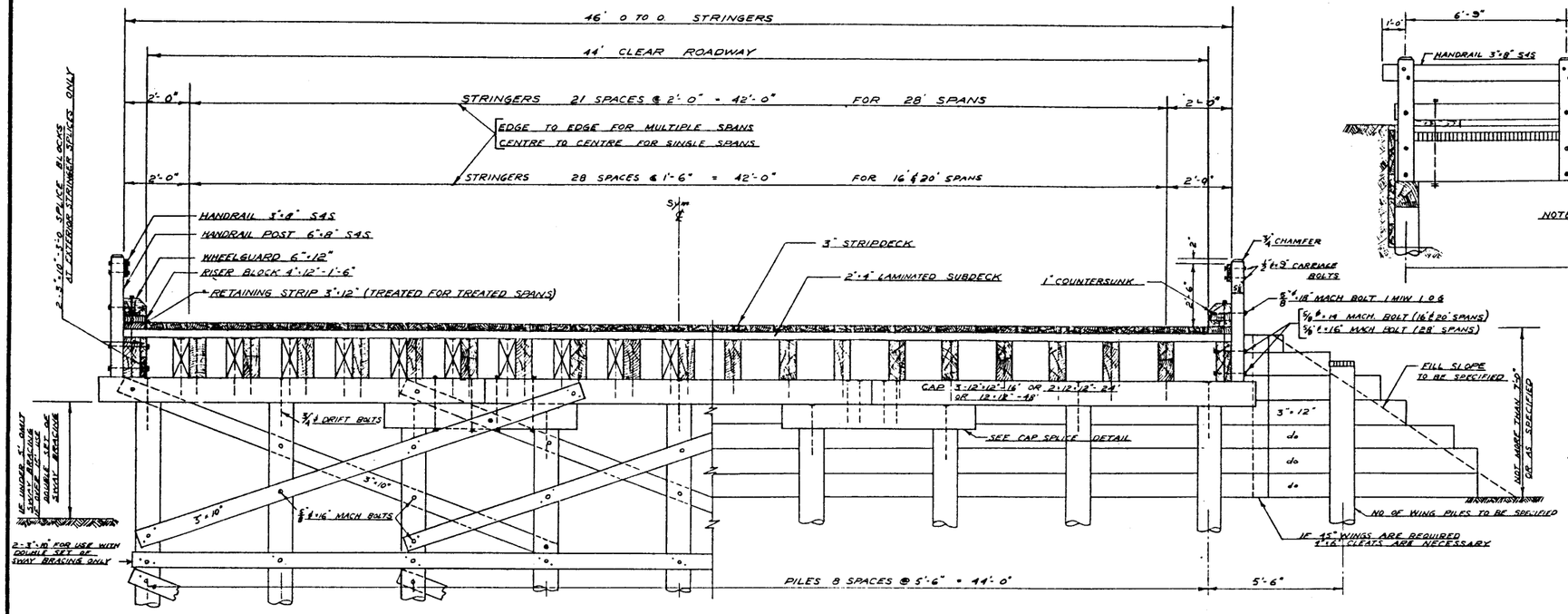

TYPICAL HALF-SECTION OVER CAP AND SWAY BRACING DETAILS

TYPICAL HALF-SECTION AT MIDSPAN AND SHEATHING DETAILS

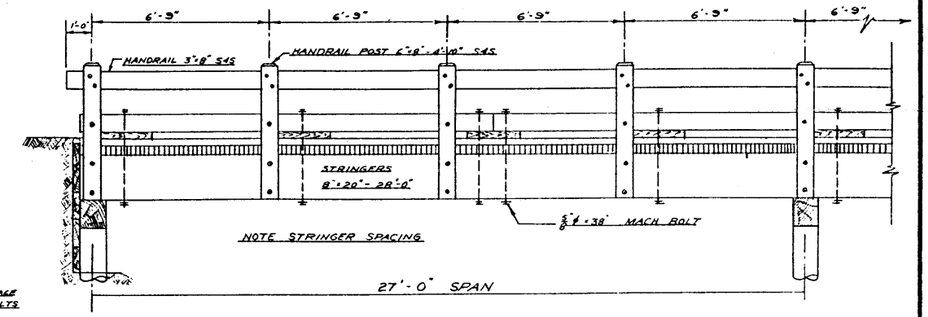

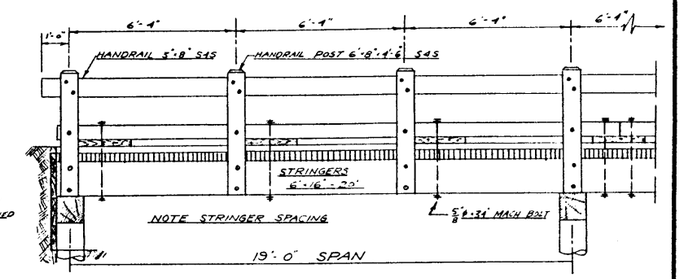

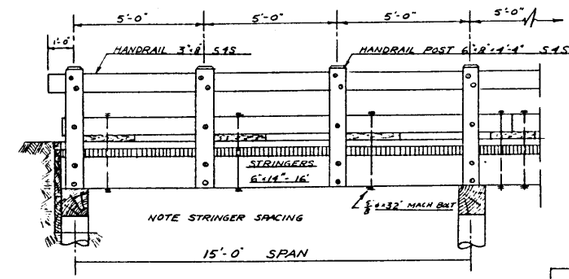

ELEVATION VIEWS

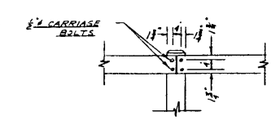

HANDRAIL SPLICE

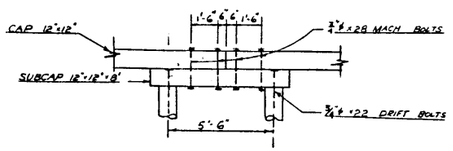

CAP SPLICE DETAIL

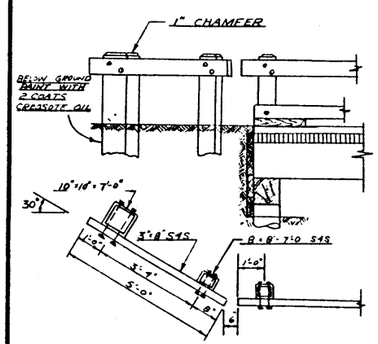

DETAIL AT END OF BRIDGE

WHERE SWEPTBACK WINGS ARE NOT CONSTRUCTED

NOTES

LAMINATED FLOOR: 2"x4" LAMINATED FLOOR SISE TO 3 5/8". NO PIECE LAMINATED FLOORING TO HAVE MORE THAN FOUR SPLICES, AND NO PIECE SHALL BE LESS THAN 8' IN LENGTH. SPLICES SHALL BE MADE ONLY OVER CENTRELINE OF STRINGERS AND SHALL BE STAGGERED SO THAT SPLICES WILL NOT OCCUR ALONG ANY ONE STRINGER OFTENER THAN EVERY FOURTH PIECE OF FLOORING. LAMINATED FLOORING TO BE TOENAILED TO ALTERNATE STRINGERS WITH 20d NAILS AND TO ADJACENT STRIPS WITH 40d NAILS AT 18" O.C. STAGGERED

STRINGERS: TO BE SIZED TO UNIFORM DEPTH AT POINTS OF BEARING. EACH STRINGER TO BE FASTENED TO CAP WITH 3/4"ø DRIFT BOLTS. OUTSIDE STRINGERS TO HAVE BUTT JOINTS. INTERMEDIATE STRINGERS TO HAVE LAP JOINTS.

BOLT HOLES: HOLES FOR DRIFT BOLTS AND MACHINE BOLTS TO BE SAME DIAMETER AS BOLT.

TREATMENT OF TIMBER (IMPORTANT) (a) PILE TOPS UNDER CAPS SHALL BE COATED WITH THREE (3) APPLICATIONS OF CREOSOTE OIL AND THOUGHLY COVERED WITH ROOFING PITCH

(b) EXPOSED PILE TOPS SHALL BE TREATED AS IN (a), AND IN ADDITION, SHALL BE COVERED WITH 12 ga. GALVANIZED SHEET IRON, OF A SIZE AT LEAST 4" GREATER IN DIAMETER THAN THE PILE. THE IRON SHALL BE NEATLY TRIMMED, BENT DOWN, AND FASTENED TO THE PILE FACE WITH GALVANIZED ROOFING NAILS.

(c) TREATED TIMBER SHALL BE CAREFULLY HANDLED SO AS TO AVOID BREAKING OF OUTER FIBRES AND BRUISING OR PENETRATING THE SURFACE. TOOLS TO BE USED ONLY ON ENDS OF TIMBERS.

(d) ALL CUTS AND ABRASIONS IN TREATED TIMBER SHALL, AFTER CAREFUL TRIMMING, BE COATED WITH TWO (2) APPLICATIONS OF CREOSOTE OIL, AND THEN BE THOUGHLY COVERED WITH HOT ROOFING PITCH.

(e) COAT TOP OF STRINGERS WITH ONE COAT OF CREOSOTE OIL BEFORE LAYING SUBDECK

(f) TREATED PILES MUST NOT BE DAPPED FOR SWAY BRACING IN THE FIELD.

(g) BOLT HOLES BORED AFTER TREATMENT SHALL BE CAREFULLY TREATED WITH CREOSOTE OIL. ANY UNFILLED HOLES SHALL BE SEALED WITH CREOSOTED PLUGS.

STRIPDECK: SHALL BE SPRUCE OR PINE SISE AND SHALL BE LAID HEARTSIDE DOWN, WITH TIGHT JOINTS FOR UNSEASONED MATERIAL. STRIPDECK PLANKS SHALL BE NAILED WITH 6" SPIKES AT 3' SPACING, STAGGERED ALONG THE PLANK, WITH TWO SPIKES AT END OF PLANK.

PAINTING: RAILPOST & HANDRAIL TO BE PAINTED WITH 3 COATS OF APPROVED WHITE PAINT.

SPECIFICATIONS

PERMISIBLE FIBRE STRESS 1400 p s i (COAST FIR)
DEAD LOAD: TIMBER 50 #/cu ft
LIVE LOAD: AASHO H-20 S-16, IMPACT OMITTED

HARDWARE

BOLTS			WASHERS	
TYPE	SIZE	PLACING	NO PER BOLT	TYPE
CARRIAGE	1/2"ø x 9"	HANDRAIL (ALL SPANS)	2	M.I.
MACHINE	5/8"ø x 12"	STRINGER BUTT JOINT (16' & 20')	2	O G
"	5/8"ø x 14"	STRINGER THRU POSTS (16' & 20')	2	O G
"	5/8"ø x 14"	STRINGER BUTT JOINT (28')	2	O G
"	5/8"ø x 16"	STRINGER THRU POST (28')	2	O G
"	5/8"ø x 16"	SWAY BRACING (ALL SPANS)	2	O G
"	5/8"ø x 18"	WHEELGUARDS TO POSTS (ALL SPANS)	1	MT O G
"	5/8"ø x 20"	SWAY BRACING (ALL SPANS)	2	O G
"	5/8"ø x 32"	STRINGERS THRU CURBS (16')	2	O G
"	5/8"ø x 34"	STRINGERS THRU CURBS (20')	2	O G
"	5/8"ø x 38"	STRINGERS THRU CURBS (28')	2	O G
DRIFT	3/4"ø x 22"	STRINGERS TO CAPS (16')		
"	3/4"ø x 22"	CAPS TO PILES (ALL SPANS)		
"	3/4"ø x 24"	STRINGERS TO CAPS (20')		
"	3/4"ø x 28"	STRINGERS TO CAPS (28')		
MACH	3/4"ø x 28"	CAP SPLICE	2	O G

1950 STANDARD TIMBER SPANS

44' ROADWAY

TRANS-CANADA HIGHWAY

GOVERNMENT OF THE PROVINCE OF ALBERTA
DEPARTMENT OF PUBLIC WORKS
BRIDGE BRANCH, EDMONTON

FILE NO. ____ HWY. NO. ____ DWG. NO. 5509
LOCATION ____ SCALE 3/8" = 1'-0"
STREAM ____ SHEET ____ OF ____

NO.	DATE	DESCRIPTION	BY
3			
2			
1			

REVISIONS

APPROVED T. J. Kimble
CHIEF BRIDGE ENGINEER

DESIGNED BY G.F.C. DATE July 1 19 50
DETAILED BY G.F.C. DATE Mar 6 19 50
CHECKED BY E.J.S. DATE July 1 19 50

K. & E. CO., MONTREAL. No. 195L