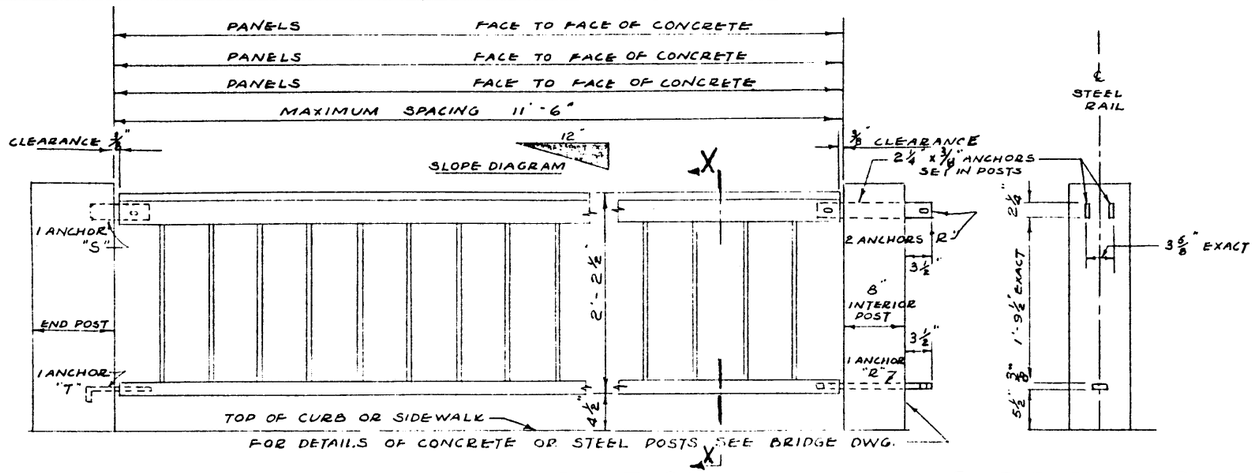

ELEVATION SCALE 3/4" = 1'-0"

END ELEV. OF POST
SHOWING DIMENSIONS FOR SETTING ANCHORS

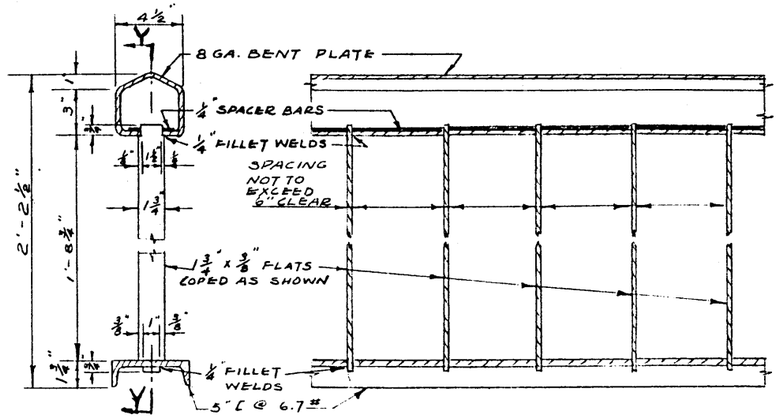

SECTION X-X SECTION Y-Y
SCALE - 1 1/2" = 1'-0"

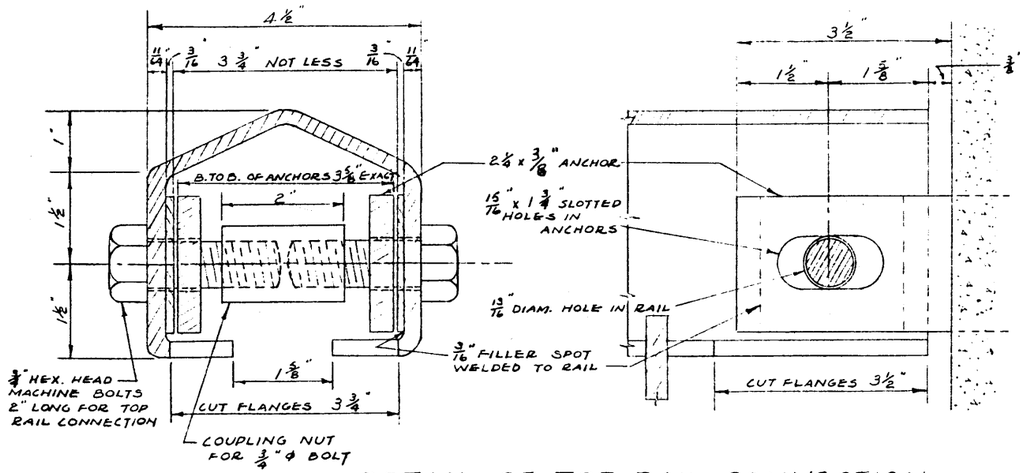

DETAIL OF TOP RAIL CONNECTION HALF SIZE

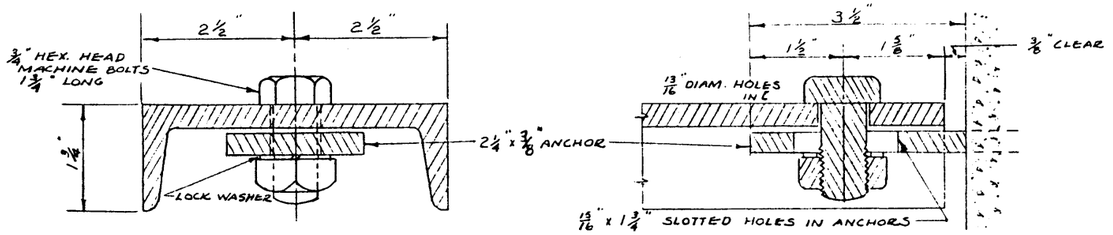

DETAIL OF BOTTOM RAIL CONNECTION HALF SIZE

BILL OF MATERIAL

Nº	DETAILS (N.T.S.)
	ANCHORS "R" 2 1/4" x 3/8" 
	ANCHORS "S" 2 1/4" x 3/8" 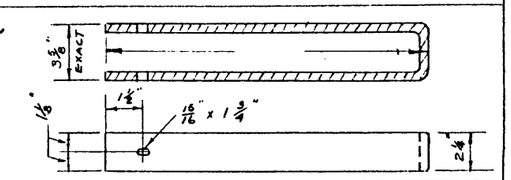
	ANCHORS "T" 2 1/4" x 3/8" 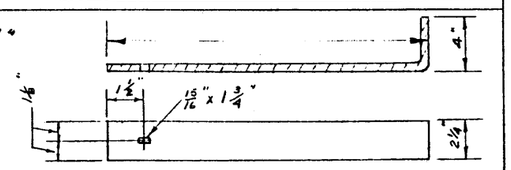
	3/4" HEXAGON HEAD MACHINE BOLTS 1 3/4" LONG EACH WITH ONE SQUARE NUT AND ONE LOCK WASHER
	3/4" HEXAGON HEAD MACHINE BOLTS 2" LONG
	COUPLING NUTS FOR 3/4" BOLTS

NOTE:- SLOTTED HOLES IN ANCHORS MUST BE FINISHED SMOOTH AND TRUE

APPROVED [signature]
CHIEF BRIDGE ENGINEER

FILE Nº

NOTE:- ALL STEEL INCLUDING BOLT HEADS, NUTS, AND ANCHORS, TO BE GIVEN ONE SHOP COAT OF PAINT APPLIED BY BRUSH AS PER SPECIFICATION

APRIL 30, 1963

SIMPLIFIED HIGHWAY TYPE HANDRAIL

DEPARTMENT OF HIGHWAYS
BRIDGE BRANCH

CONTRACT NUMBER

DWG. NO. S-541