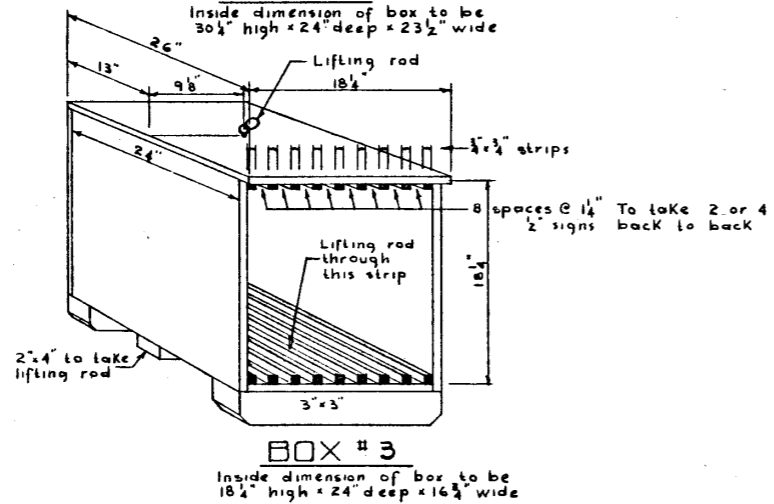
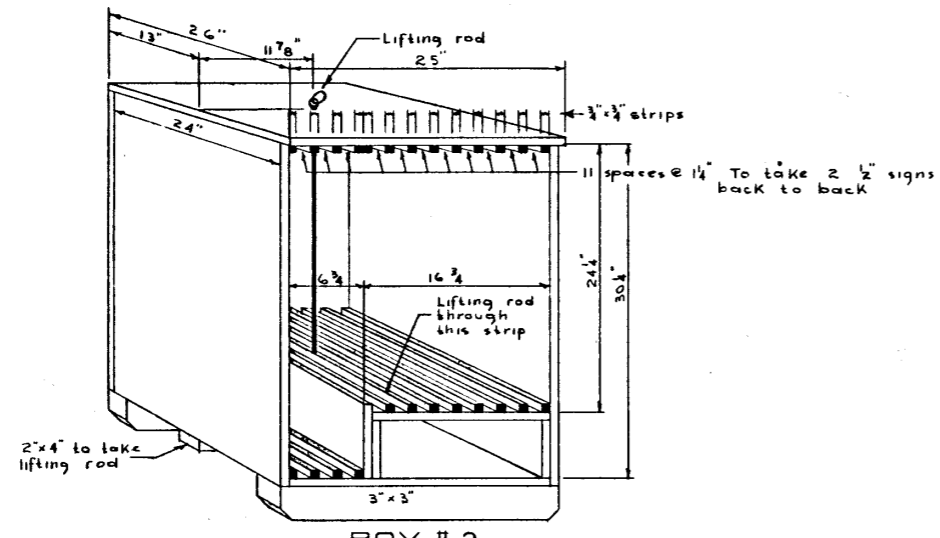



STANDARD BRIDGE SIGNS								
Sign No.	No. Req'd	Wording	Shape & Color	Size	Box No.	Weight each	Total weight	
C-1	2	Construction Ahead	◇ Black on Yellow	48" x 48" x 1/2"	1	35.5	71	
C-54	2	End Construction	◇	48" x 24" x 1/2"	1	12.5	25	
C-2-A	2	Detour Ahead	◇	36" x 36" x 1/2"	1	14	28	
C-4	2	Barricade Ahead	◇	36" x 36" x 1/2"	1	14	28	
C-7	2	End Detour 400 feet	◇	36" x 36" x 1/2"	1	14	28	
C-15	2	Men and equipment working	◇ Black on Yellow	36" x 36" x 1/2"	1	14	28	
R-3	2	Maximum Speed 25	□ Black on White	24" x 30" x 1/2"	2	7.5	15	
C-55	2	Reduce Speed Ahead	□ Black on White	24" x 30" x 1/2"	1	7.5	15	
C-6	2	One Lane Traffic	◇ Black on Yellow	24" x 24" x 1/2"	1	6	12	
W-1-L	2	Turn Left	◇	24" x 24" x 1/2"	1	6	12	
W-1-R	2	Turn Right	◇	24" x 24" x 1/2"	1	6	12	
C-51	2	Rough Road	◇	24" x 24" x 1/2"	1	6	12	
C-52	2	Trucks Crossing	◇	24" x 24" x 1/2"	1	6	12	
C-53	2	Thank You - Resume Speed	◇	24" x 24" x 1/2"	1	6	12	
C-56	2	Watch for Flagman	□ Black on Yellow	24" x 24" x 1/2"	2	6	12	
M-8	8	Arrow	□ Black on White	12" x 18" x 1/2"	3	2.25	18	
M-16	8	Detour (use with arrow)	□ Black on White	12" x 18" x 1/2"	3	2.25	18	
W-7	2	10 M.P.H.	□ Black on Yellow	18" x 18" x 1/2"	1	3.5	7	
R-16-L	2	One Way (Left)	□ Black on White	18" x 24" x 1/2"	1	4.5	9	
R-16-R	2	One Way (Right)	□ Black on White	18" x 24" x 1/2"	3	4.5	9	



- GENERAL NOTES**
- All plywood material to be 3/4" waterproof fir plywood, good one side.
 - All lumber to be No 1 fir.
 - All joints to be glued with waterproof glue.
 - The extra 1/4" over the nominal even foot depth of each box may be provided by an edging on the doors.
 - All boxes to be provided with a 1/2" lifting rod with welded eye and 1/2" x 4" diameter ring to be placed as shown.
 - These sign boxes are for the use of construction crews and the essence of construction shall be to make them sturdy, waterproof and rugged.
 - All boxes to be approved when completed and to be painted 2 coats approved yellow paint outside and one coat approved white paint inside.
 - 3/4" doors to be provided on each sign box, opening from one side and fitted with sturdy hinges and suitable padlocking device all to be approved.

2

SIGN BOXES



GOVERNMENT OF THE PROVINCE OF ALBERTA
DEPARTMENT OF HIGHWAYS
BRIDGE BRANCH, EDMONTON

FILE NO. 21 HWY NO. _____ DWG NO. 5734-A
LOCATION _____ SCALE _____ SHEET OF _____

Drawn Dec. 1961

AS. S. U. RECORDS CENTRE
EDMONTON
ALBERTA