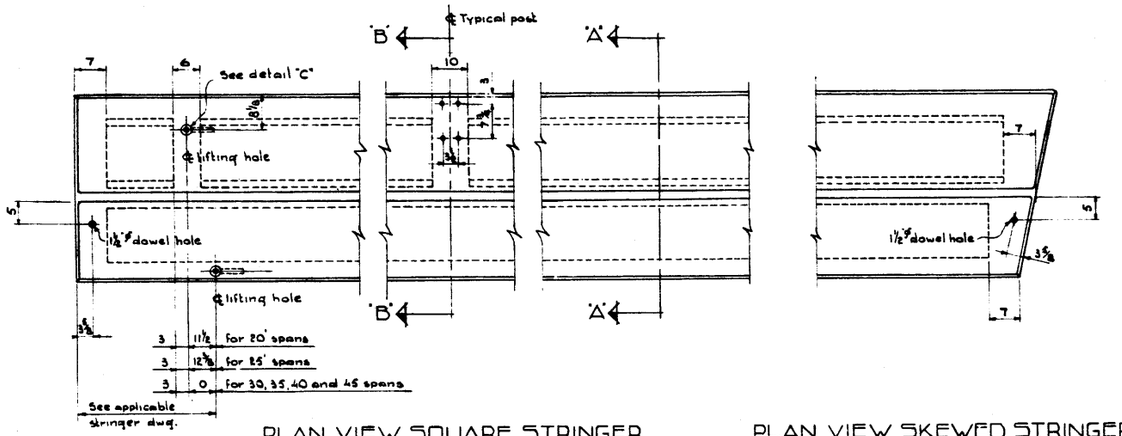

PLAN VIEW SQUARE STRINGER

Scale: ¾" = 1'-0

PLAN VIEW SKEWED STRINGER

Scale: ¾" = 1'-0

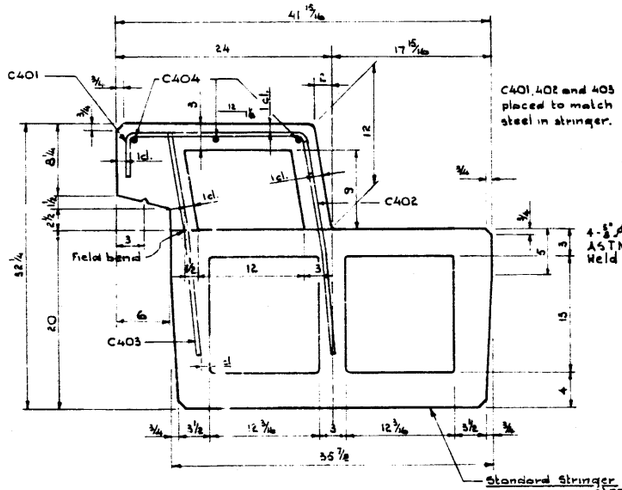

SECTION A-A

Scale: 1½" = 1'-0

Except for: J & K { a) no protection angle
b) no chamfer on exterior top face
c) dowel hole placement.

K only. connectors on interior face only.

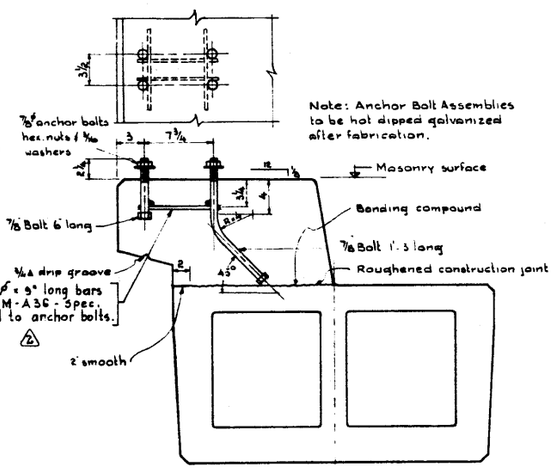

Note: Anchor Bolt Assemblies to be hot dipped galvanized after fabrication.

SECTION B-B

Scale: 1½" = 1'-0

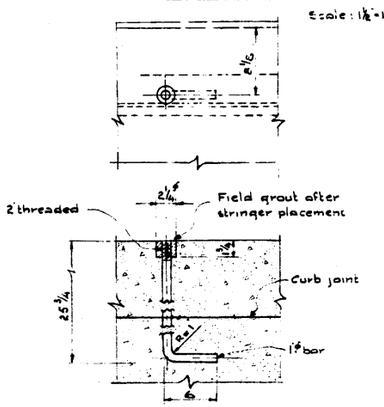

DETAIL "C"

Scale: 1½" = 1'-0

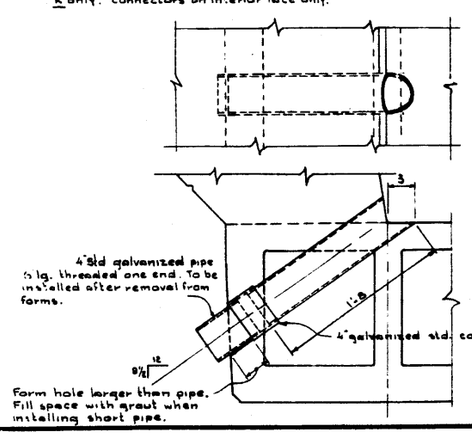

Note:
Place drains at ¼ points for 20' and 25' stringers, and at ¼ and midspan for 30', 35', 40' and 45' stringers.

DRAIN DETAIL

Scale: 1½" = 1'-0

BAR LIST

Stringer Length	Mark	Size	Number	Type	Length	Weight
20'-0	C401	4	23	A	2'-6	38
	C402		23	B	2'-1	32
	C403		23	Str.	2'-1	32
	C404		3	Str.	18'-8	39
					Total	141
25'-0	C401		26	A	2'-6	43
	C402		26	B	2'-1	36
	C403		26	Str	2'-1	36
	C404		3	Str.	24'-8	49
					Total	164
30'-0	C401		32	A	2'-6	53
	C402		32	B	2'-1	45
	C403		32	Str.	2'-1	45
	C404		3	Str.	29'-8	59
					Total	202
35'-0	C401		37	A	2'-6	62
	C402		37	B	2'-1	51
	C403		37	Str.	2'-1	51
	C404		3	Str.	34'-8	69
					Total	233
40'-0	C401		41	A	2'-6	68
	C402		41	B	2'-1	57
	C403		41	Str	2'-1	57
	C404		3	Str	39'-8	79
					Total	261
45'-0	C401		46	A	2'-6	77
	C402		46	B	2'-1	64
	C403		46	Str	2'-1	64
	C404		3	Str	44'-8	90
					Total	295

BAR TYPES

All bar dimensions are out to out

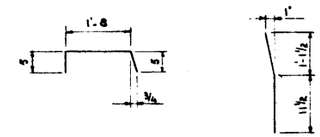

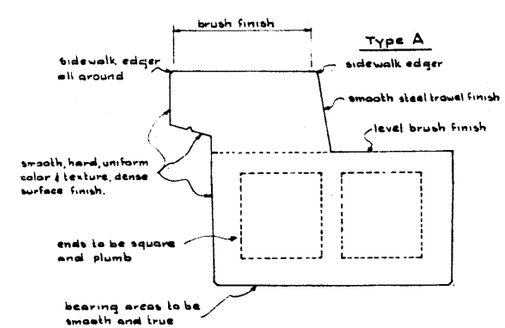

STRINGER FINISHES

GENERAL NOTES

- This drawing to be used in conjunction with the applicable stringer drawing.
- Curb Materials.
  Concrete shall conform to ASTM Specifications.
  Concrete shall be lightweight aggregate with max. size of ¾".
  Minimum compressive strength shall be 3500 p.s.i @ 28 days.
  Entrained air shall fall between the limits of 5 and 8%.
- For hoisting details see drawing 5760.
- Use epoxy resin type bonding compound between stringer and curb addition.

NO.	DATE	DESCRIPTION	BY
4			
3			
2	Oct. 2/67	Anchor bolt assembly.	B.W.S.
1	Dec 18/61	Drain details	R.E.

REVISIONS

DESIGNED BY
DETAILED BY R. Eisenbeas DATE MAY 18/61
CHECKED BY DATE

TYPE J & K

CURB STRINGER

GOVERNMENT OF THE PROVINCE OF ALBERTA
DEPARTMENT OF HIGHWAYS
BRIDGE BRANCH, EDMONTON

FILE NO. HWY. NO. DWG. NO.
LOCATION SCALE Shown 5759
STREAM SHEET OF