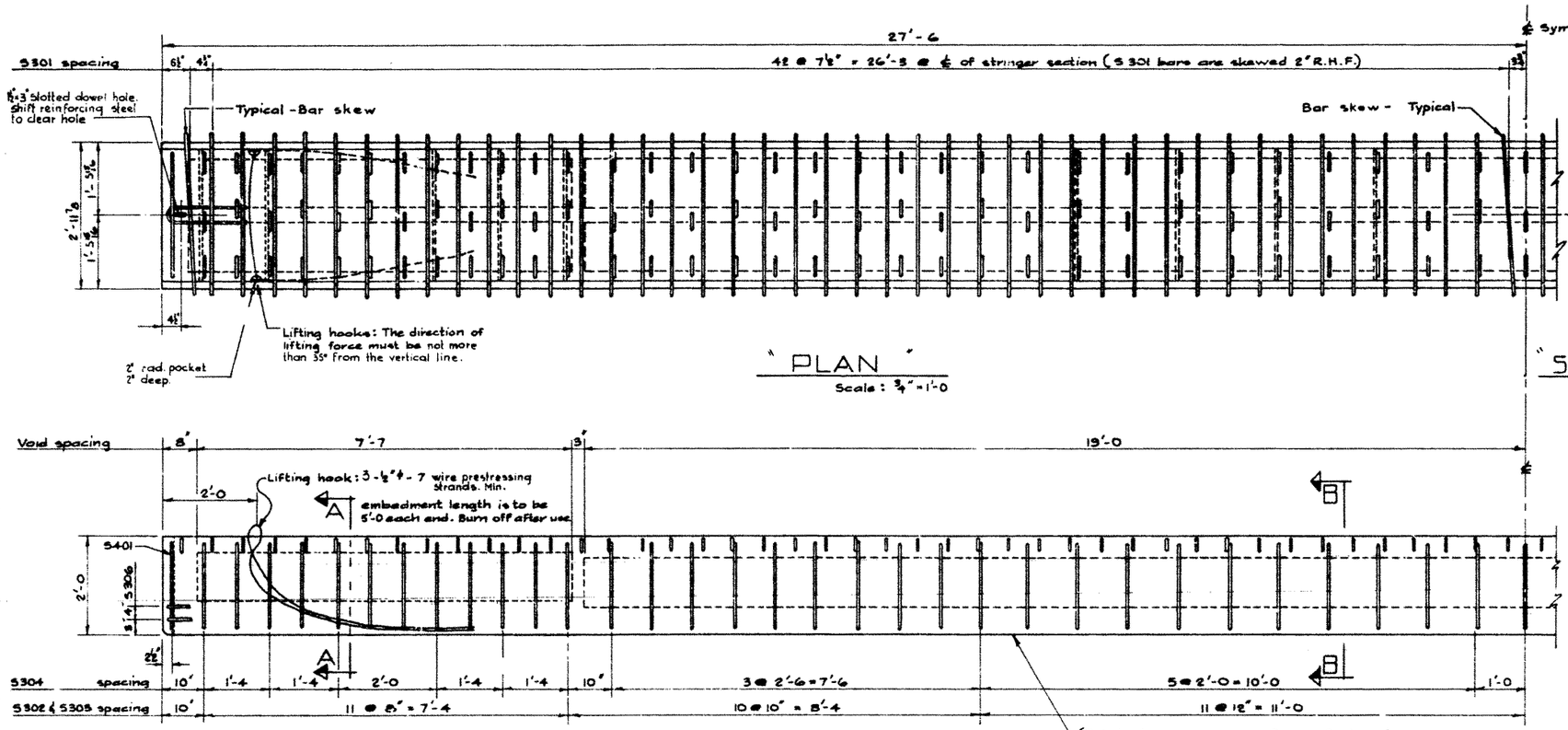

"PLAN"
Scale: ¾" = 1'-0

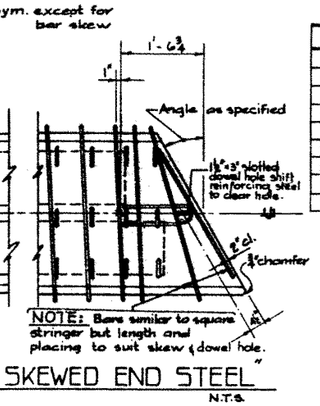

"SKEWED END STEEL"
N.T.S.

"BAR LIST"

Mark	Size	No.	Type	Length	Weight
S301	3	88	A	4'-0	132
S302	3	65	B	6'-10	167
S303	3	65	C	2'-7	63
S304	3	32	H	3'-10	48
S306	3	4	D	5'-8	6
S401	4	2	E	9'-4	12
E501	5	4	F	5'-2	22
S402	4	6	G	3'-2	13
				Total:	461 lbs.

"BAR TYPES" N.T.S.

(All bar dimensions are out to out)

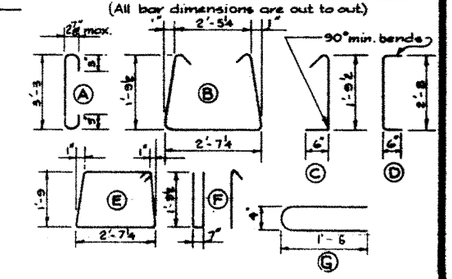

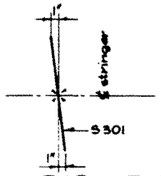

"BAR SKEW"
N.T.S.

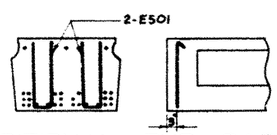

"ADDITIONAL END BARS"
Scale: ½" = 1'-0

"ELEVATION"
Scale: ¾" = 1'-0

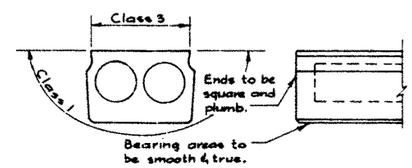

"STRINGER FINISHES"

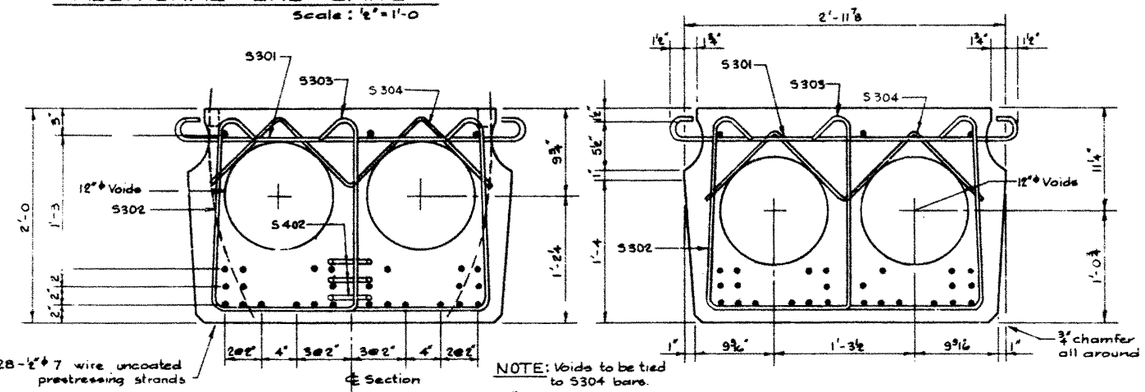

"SECTION A-A"
Scale: 1½" = 1'-0

"SECTION B-B"
Scale: 1½" = 1'-0

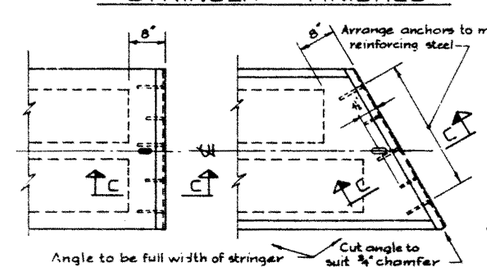

"PROTECTION ANGLE"
Provide when called for: Scale: ¾" = 1'-0

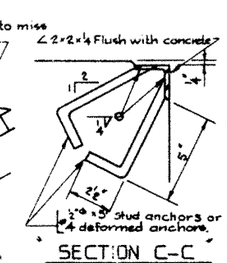

"SECTION C-C"
Scale: 3" = 1'-0

"GENERAL NOTES"

DESIGN
A.A.S.H.O. 1961 Specifications except allowable initial concrete stress = 285 p.s.i. in tension.
Loading: 3/5 of one wheel line of an H20-S16-44 truck pluss full dead load plus 2" wearing surface.

MATERIALS
Concrete shall be of standard weight aggregate with a maximum size of 3/4". Minimum compressive strength shall be 5000 p.s.i. at 28 days. Air entrainment shall be not less than 5%.

FABRICATION
Reinforcement: Diameters of all bends and details of all hooks unless otherwise noted shall conform to the recommended sizes detailed in the A.C.I. Manual of Standard Practice for Detailing Reinforced Concrete Structures.
Prestressing Steel: Initial tensioning load = 25.2 k/Strand
Design load = 20.16 k/Strand
Concrete must attain 4,000 p.s.i. compressive strength before the prestressing force is transferred.
Anchor bolt assemblies are to be cast in stringer at spacings as required.
Units are to conform to the requirements of the Bridge Branch Specifications for Prestressed Concrete Bridge Units.
The surface of grout keys shall be sandblasted. If end blockouts are called for their surfaces shall be sandblasted.

ERECTION
Lifting force at each hook must be not more than 35° from the vertical line at all times. Stringer surface must be level at all times.

SUPERSEDED

APPROVED ____ CHIEF BRIDGE ENGINEER
Oct 27/70

(3A)

NO.	DATE	DESCRIPTION	BY
1	Oct 28, 1970	Redrawn	S.L.
2			
3			
4			

REVISIONS

PRESTRESSED CONCRETE 55 FT. SPAN TYPE M STRINGER

GOVERNMENT OF THE PROVINCE OF ALBERTA
DEPARTMENT OF HIGHWAYS
BRIDGE BRANCH, EDMONTON

FILE NO. ____ HWY. NO. ____
LOCATION ____ SCALE as shown S-794-70
STREAM ____ SHEET ____

DESIGNED BY D.H. Quapp DATE July 19 62
DETAILED BY D.H. Quapp DATE July 19 62
CHECKED BY ____ DATE ____ 19 ____