

- SYMBOLS**
- (A) CEILING OUTLET WITH FIXTURE TYPE "A"
 - (B) WALL OUTLET WITH FIXTURE TYPE "B"
 - FLUORESCENT FIXTURE
 - △ LAMPHOLDER TYPE "C"
 - ⊕ DUPLEX CONVENIENCE OUTLET (WR - WEATHERPROOF COVER)
 - ⊖ THERMOSTAT
 - ⊕ TRANSFORMER
 - ⊕ MOTOR
 - ⊕ JUNCTION BOX
 - ⊕ TELEPHONE OUTLET
 - S SINGLE POLE SWITCH
 - Sp. SWITCH AND PILOT LIGHT
 - ⊕ THERMAL SWITCH
 - CONDUIT IN FLOOR
 - PANEL
 - ▨ TELEPHONE CABINET
 - HOME RUN TO PANEL. NUMBER OF ARROWS SHOWN INDICATES NUMBER OF CIRCUITS.
 - ⊕ MAGNETIC MOTOR STARTER

GENERAL NOTES

WORK BY OTHERS WILL BE ARRANGED AND PAID FOR BY THE DEPARTMENT.

HEATING CABLES CONTROLLED BY TWO SWITCHES, TWO CABLES REQUIRED EQUAL TO PYROTEX VICE, 177 FT. LONG, 800W 120V EACH. LOCATE WITHIN ONE INCH OF SURFACE. USE EXCESS CABLE AT 4 CORNERS, EQUAL AMOUNT AT EACH.

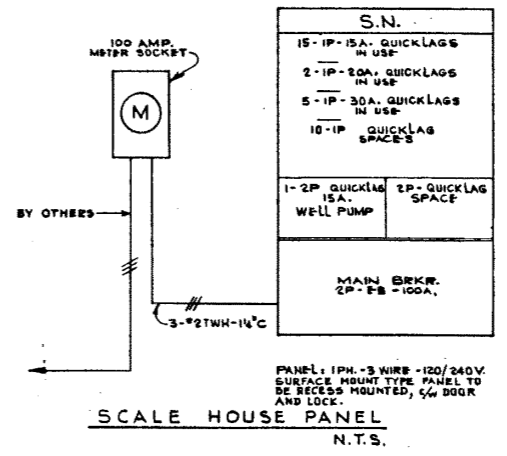
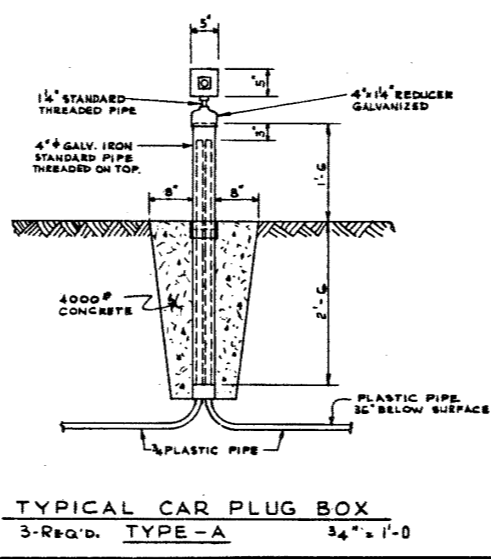
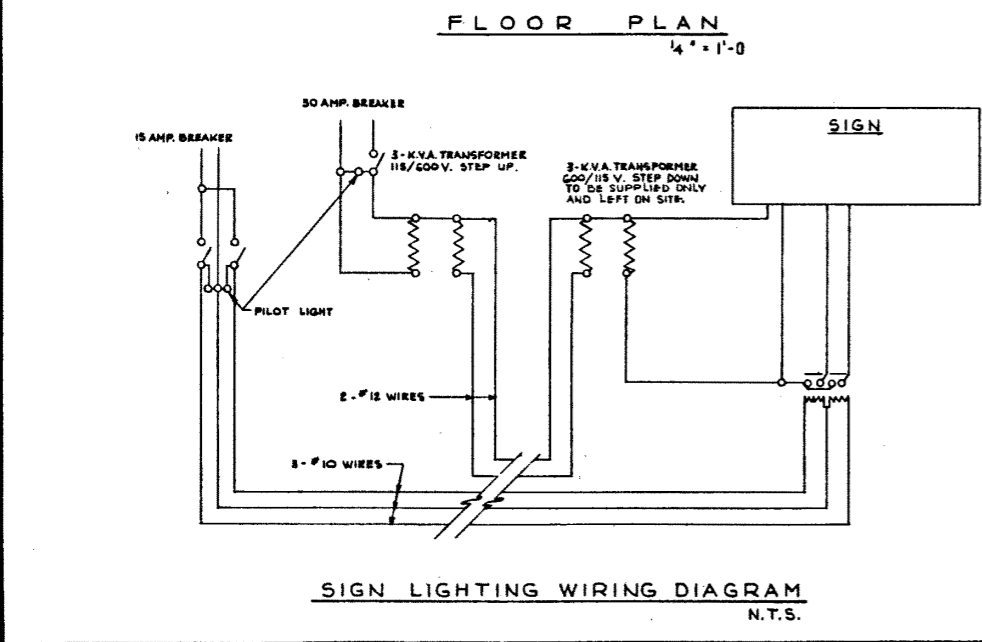
LIGHTING CONTACTOR SHALL BE 120 VOLTS - 5 POLE, SIZE 1. CONTROL CIRCUIT TO HAVE SMITH AND STONE 4-4961-2 LOCK TYPE SWITCH IN PARALLEL WITH PHOTOCELL. SWITCH TO BE LOCATED ADJACENT TO MAIN PANEL.

- FIXTURE LIST**
- A. "WILSON" MODULUX - 1'x4' RECESSED IN 1/2" WALLBOARD CEILING.
 - B. "COLUMBIA" 4758 WALL BRACKET 9/16" CONVENIENCE OUTLET. - 2 - 60W.
 - C. "MOLDCAST" LAMPHOLDER CAT. NO. MLA 501 WITH PAR - 38 150 W FLOODLAMP.
 - D. "CROUSE - HINDS" WALL BRACKET CAT. NO. VJ 1759 - 100 W.
 - E. "COLUMBIA" ROUND RECESSED POT LIGHT CAT. NO. 9440 9/16" LOWERED FRAME SATIN WHITE CAT. NO. 9475 AND R30-75 W BULB.
- NOTE: ALTERNATES TO ABOVE TO BE APPROVED BY THE DEPARTMENT.

BY 5-999-76
JUNE 1976

SUPERSEDED

PROFESSIONAL ENGINEER
ALBERTA
J. K. RYAN
13



APPROVED				PROVINCE OF ALBERTA DEPARTMENT OF HIGHWAYS AND TRANSPORT BRIDGE BRANCH			
NO. DATE DESCRIPTION BY				WEIGH SCALE STATION ELECTRICAL			
REVISIONS				CHIEF BRIDGE ENGINEER			
DESIGNED I.R. CHANNON				DATE			
DRAWN BY V. BOYCHUK F.W. BUDA				DATE			
DATE AUG. 1971				CHECKED BY			
DATE				STREAM			
LOCATION				HWY. NO.			
SCALE shown				FILE NO. 3235			
SHEET 9 of 15				DWC NO. 5-999-72			