BAR LIST: FOR SKEWED GIRDER (WITH PIER AND ABUT. ENDS)

MARK	SIZE	TYPE	X	Y	LENGTH	INTERIOR						EXTERIOR					
						15° SKEW		30° SKEW		45° SKEW		15° SKEW		30° SKEW		45° SKEW	
						NO	MASS	NO	MASS	NO	MASS	NO	MASS	NO	MASS	NO	MASS
G1001	10	F	1030	360	1700	35	48	31	43	27	37						
G1003	10	E	1095	360	1770	35	50	31	44	27	39						
G1006	10	D			1140	10	11	12	11	12	11	12	11	12	11	12	11
G1007	10	STR			9900	5	39	5	39	5	39	5	39	5	39	5	39
G1008	10	STR			9900	2	16	2	16	2	16	2	16	2	16	2	16
G1009	10	H	1065	360	1740							35**	48	31	43	27	37
G1010	10	G	1095	360	1770							35	50	31	44	27	39
G1016	10	N	1000		1360	4	4	4	4	6	6	4	4	4	4	6	6
G1017	10	E	1550	360	2275					6	11						
G1018	10	B	395		1465					12	14					12	14
G1019	10	E	1275	360	2000					2	3						
G1020	10	E	1190	360	1860					2	3						
G1023	10	E	1265	360	1990			6	9								
G1024	10	B	325		1395			12	13					12	13		
G1025	10	N	1120		1480			2	3					2	3		
G1026	10	E	1130	360	1855	6	9										
G1027	10	B	290		1360	12	13					12	13				
G1028	10	STR			1100	6	5	4	3	4	3	6	5	4	3	4	3
G1029	10	F	1455	360	2180					6	10						
G1030	10	M			1365	2	2	4	4	10	10	2	2	4	4	10	10
G1031	10	F	1190	360	1920			6	9								
G1032	10	F	1065	360	1790	6	8										
G1033	10	P			2015					2	3					2	3
G1034	10	P			1760			2	3					2	3		
G1035	10	P			1645	2	3					2	3				
G1036	10	G	1130	360	1850							6	9				
G1037	10	H	1065	360	1785							6	8				
G1038	10	G	1265	360	1985									6	9		
G1039	10	H	1190	360	1915									6	9		
G1040	10	G	1550	360	2270											6	11
G1041	10	H	1455	360	2185											6	10
G1043	10	G	1275	360	1995											2	3
G1044	10	G	1140	360	1855											2	3
G1501SS	15	J	500	560	1060	4*	7	4*	7	4*	7	4*	7	4*	7	4*	7
G1502SS	15	A	200	700	1515	4*	10	4*	10	4*	10	4*	10	4*	10	4*	10
C1505CR	15	K	250		1250							34	67	34	67	34	67
G1506	15	B	410		1530	35	83	31	73	27	64	35	83	31	73	27	64
G1507SS	15	STR			1140	4*	7					2*	4				
G1508SS	15	STR			1270			4*	8					2*	4		
G1509SS	15	STR			1555					4*	10					2*	5
G1510SS	15	STR			415							4*	3				
G1511SS	15	STR			460									4*	3		
G1512SS	15	STR			565											4*	4
C1513CR	15	K	260		1260							2	4				
C1514CR	15	K	290		1290									2	4		
C1515CR	15	K	360		1360											2	4
G1516	15	L	250		800	8	10	12	15	12	15	8	10	12	15	12	15
G1517	15	B	500		1620					2	5					2	5
G1518	15	B	460		1550					2	5					2	5
C2001CR	20	STR			9900							2	47	2	47	2	47
G2501	25	A	9830	350	10400	4	163	4	163	4	163	4	163	4	163	4	163

NOTE:
BAR LIST ABOVE ASSUMES A GIRDER WITH ONE PIER END AND ONE ABUTMENT END. FOR A GIRDER WITH TWO PIER ENDS, BARS NOTED BY * MAY BE ELIMINATED. FOR GIRDERS WITH TWO ABUTMENT ENDS, BARS NOTED BY * SHALL BE DOUBLED IN QUANTITY.

** DENOTES QUANTITY OF G1009 BARS TO BE INCREASED TO ACCOUNT FOR 2 ADDITIONAL BARS (1 EACH SIDE) AT EACH BRIDGERAIL POST LOCATION. SEE S–1836–12

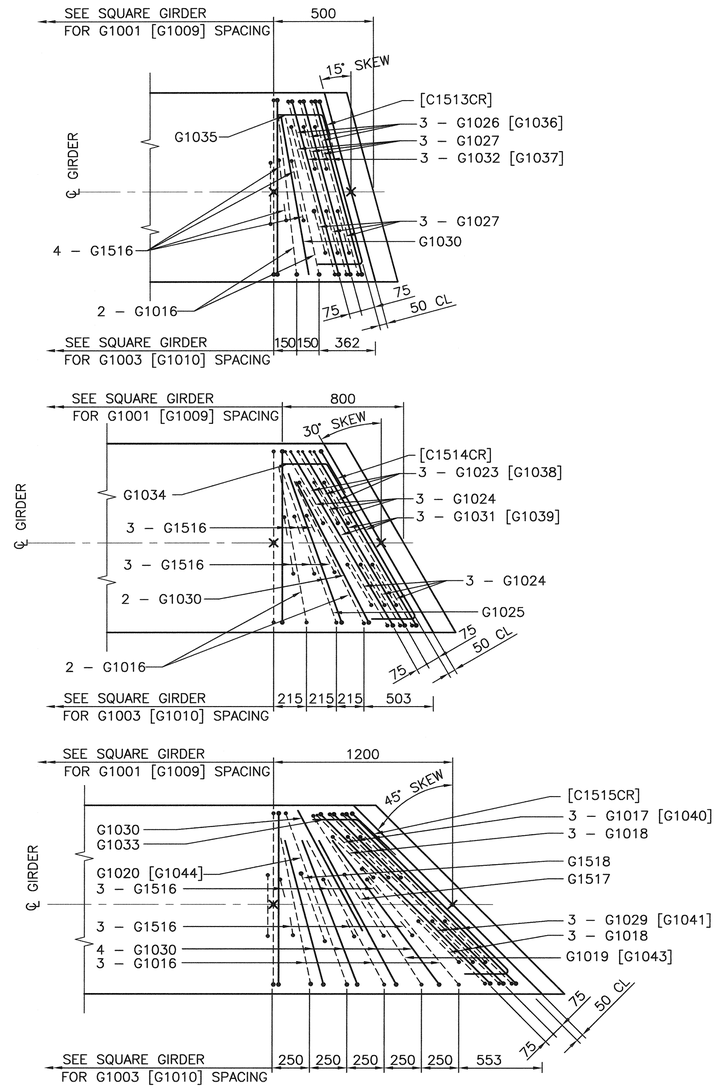

SKEW – GIRDER END REINFORCING BARS

1:20

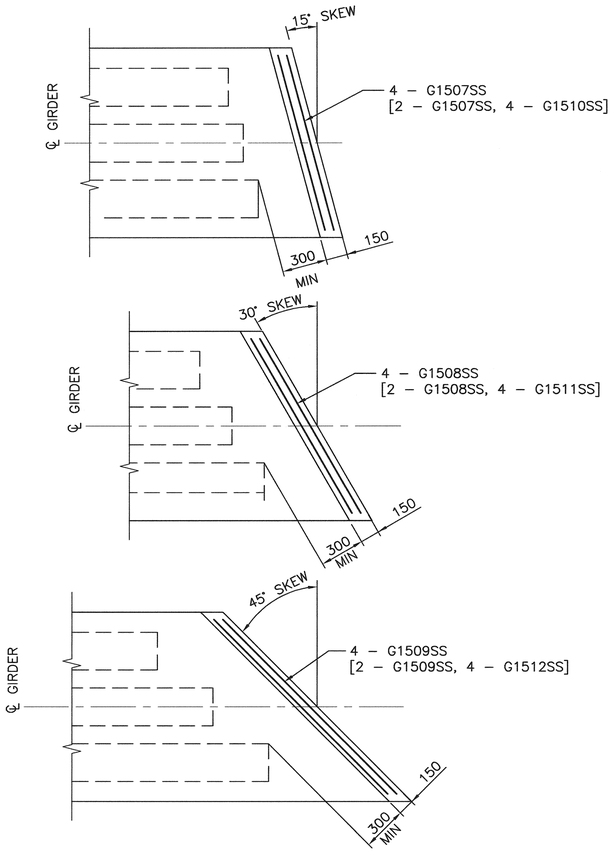

SKEW – APPROACH SLAB SEAT REINFORCING BARS

1:20

BAR TYPES

(ALL BAR DIMENSIONS ARE OUT TO OUT UNO)

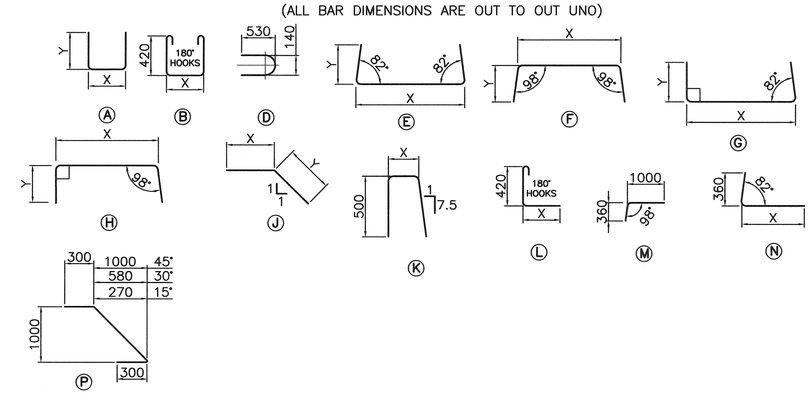

GENERAL NOTES

- SHIFT BARS TO CLEAR LIFTING HOOK POCKETS WHERE REQUIRED
- BARS NOT DIMENSIONED ARE TIGHT AGAINST ADJACENT STIRRUP
- SKEWS ARE SHOWN RIGHT HAND FORWARD
- LEFT HAND SKEWS ARE OPPOSITE AS SHOWN
- [ ] DENOTES MARK NUMBERS THAT APPLY TO EXTERIOR GIRDERS

• WORK THESE DRAWINGS TOGETHER: S–1824–12, S–1825–12, S–1826–12, S–1827–12, S–1836–12, S–1837–12

DILLON CONSULTING

PERMIT TO PRACTICE
DILLON CONSULTING LIMITED
Date 2012–01–04
PERMIT NUMBER: P2528
The Association of Professional Engineers, Geologists and Geophysicists of Alberta

DESIGNER — PROFESSIONAL ENGINEER KELVIN G. WILLIS ALBERTA — DATE 2012–01–04

CHECKER — PROFESSIONAL ENGINEER JAMES A. SKEE ALBERTA — DATE 2012–01–04

REV	DATE	REVISIONS	BY
6			
5			
4			
3			
2			
1			

RECOMMENDED
DIRECTOR BRIDGE ENGINEERING
D Williamson

APPROVED
EXECUTIVE DIRECTOR
TECHNICAL STANDARDS BRANCH
DATE MAR. 5/12

Government of Alberta ■ Transportation

PRESTRESSED CONCRETE
10 m SLW–510
SKEWED GIRDER REINFORCEMENT

AI BAR CODE	DATE	SHEET	DRAWING
	2012–01–04	4 OF 6	S–1827–12

2011-12-13

G:\CAD\115525\DES\GN\115525 S20-P.DWG